

SNAP25 antibody



Catalog Number: 115445

Product name

SNAP25 antibody

IP: 1:1000-1:10000

IF: 1:10-1:100

Specificity

Human, Mouse, Rat; other species not tested.

Antibody description

SNAP25 Rabbit Polyclonal antibody. Positive WB detected in mouse brain tissue, rat brain tissue. Positive IP detected in mouse brain tissue. Positive IF detected in PC-12 cells. Observed molecular weight by Western-blot: 25-27 kDa

Preparation

This antibody was obtained by immunization of SNAP25 recombinant protein (Accession Number: XM_017028022). Purification method: Antigen affinity purified.

Formulation

PBS with 0.02% sodium azide and 50% glycerol pH 7.3.

Storage

Store at -20°C. DO NOT ALIQUOT

Clonality

Polyclonal

Ig Type

Rabbit IgG

Applications

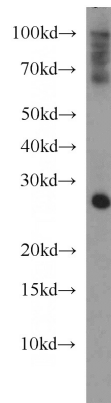
ELISA, WB, IP, IF

Dilutions

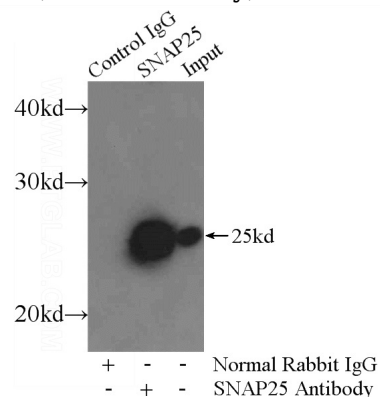
Recommended Dilution:

WB: 1:500-1:5000

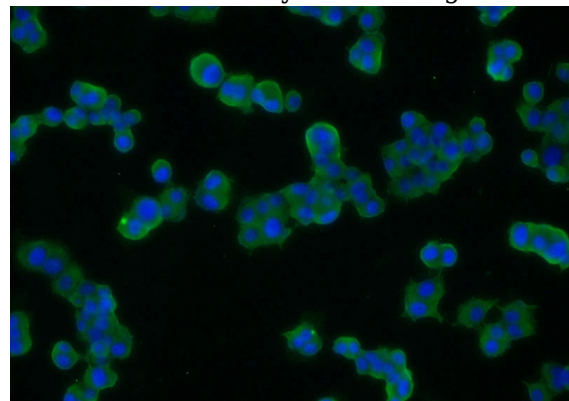
Validations



mouse brain tissue were subjected to SDS PAGE followed by western blot with Catalog No:115445(SNAP antibody) at dilution of 1:1500



IP Result of anti-SNAP (IP:Catalog No:115445, 3ug; Detection:Catalog No:115445 1:3500) with mouse brain tissue lysate 3600ug.



Immunofluorescent analysis of PC-12 cells using Catalog No:115445(SNAP Antibody) at dilution of

SNAP25 antibody



Catalog Number: 115445

1:25 and Alexa Fluor 488-conjugated AffiniPure

Goat Anti-Rabbit IgG(H+L)