

SIRT2-Specific antibody



Catalog Number: 115243

Product name

SIRT2-Specific antibody

Recommended Dilution:

WB: 1:200-1:2000

Specificity

Human, Mouse, Rat; other species not tested.

IP: 1:200-1:2000


IHC: 1:20-1:200

Antibody description

SIRT2-Specific Rabbit Polyclonal antibody. Positive IHC detected in human heart tissue, human skeletal muscle tissue. Positive IF detected in mouse cortex. Positive IP detected in mouse brain tissue. Positive WB detected in rat brain tissue, human brain tissue, mouse brain tissue. Observed molecular weight by Western-blot: 39-47 kDa

IF: 1:50-1:1000

Validations



Preparation

This antibody was obtained by immunization of SIRT2-Specific recombinant protein (Accession Number: XM_006723111). Purification method: Antigen affinity purified.

rat brain tissue were subjected to SDS PAGE followed by western blot with Catalog No:115243(SIRT2 antibody) at dilution of 1:600
Sirt2 antibodies test

Formulation

PBS with 0.1% sodium azide and 50% glycerol pH 7.3.

Storage

Store at -20°C. DO NOT ALIQUOT

Clonality

Polyclonal

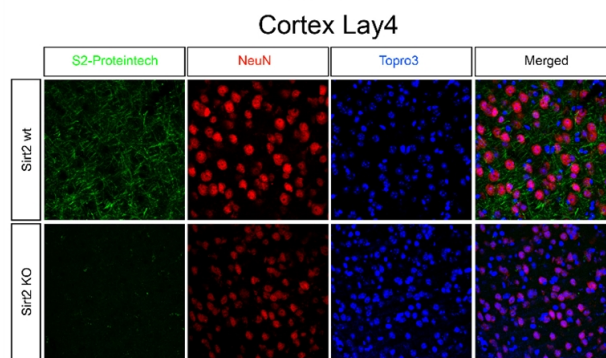
Ig Type

Rabbit IgG

Applications

ELISA, IHC, WB, IF, IP

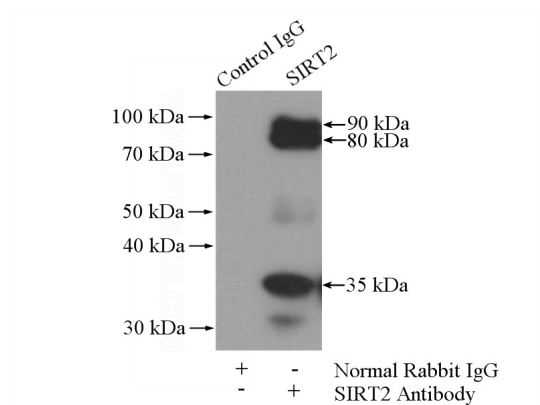
Dilutions



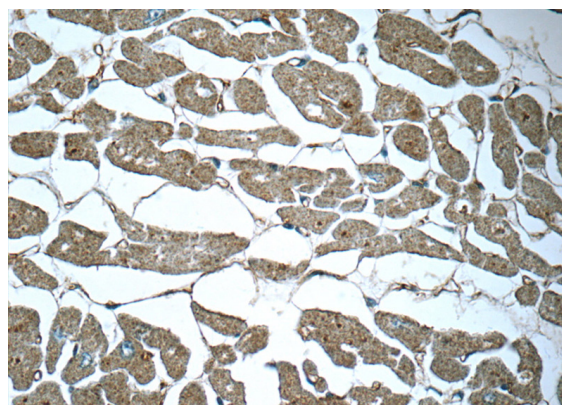
IF results of SIRT2 (Catalog No:115243) antibody with cortex slides of SIRT2-WT and SIRT2-KO samples.

SIRT2-Specific antibody

Catalog Number: 115243



IP Result of anti-SIRT2 (IP:Catalog No:115243, 4ug; Detection:Catalog No:115243 1:800) with mouse brain tissue lysate 2640ug.



Immunohistochemistry of paraffin-embedded human heart tissue slide using Catalog No:115243(SIRT2 Antibody) at dilution of 1:50