

SERPING1 antibody



Catalog Number: 115209

Product name

SERPING1 antibody

Immunogen

Specificity

Human, Mouse; other species not tested.

Antibody description

SERPING1 Rabbit Polyclonal antibody. Positive WB detected in mouse liver tissue, HeLa cells, HepG2 cells, human liver tissue, L02 cells. Positive IHC detected in human tonsillitis tissue. Positive IF detected in HepG2 cells. Observed molecular weight by Western-blot: 55 kDa

Preparation

This antibody was obtained by immunization of SERPING1 recombinant protein (Accession Number: NM_000062). Purification method: Antigen affinity purified.

Formulation

PBS with 0.1% sodium azide and 50% glycerol pH 7.3.

Storage

Store at -20°C. DO NOT ALIQUOT

Clonality

Polyclonal

Ig Type

Rabbit IgG

Applications

ELISA, IHC, IF, WB

Dilutions

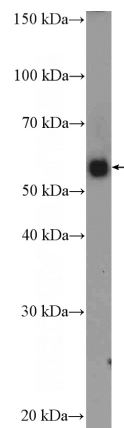
Recommended Dilution:

WB: 1:500-1:5000

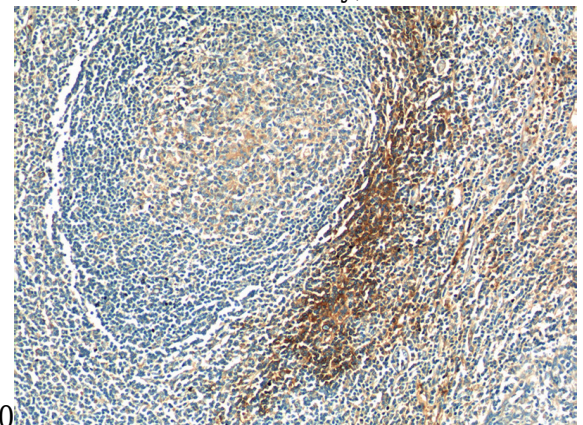
IHC: 1:20-1:200

IF: 1:10-1:100

Validations



mouse liver tissue were subjected to SDS PAGE followed by western blot with Catalog No:115209(SERPING1 Antibody) at dilution of

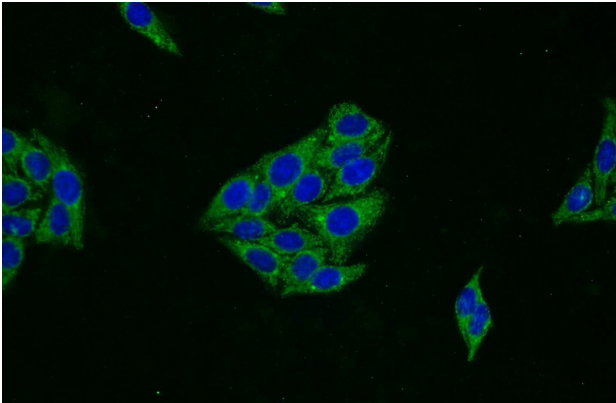


1:1000
Immunohistochemistry of paraffin-embedded human tonsillitis tissue slide using Catalog No:115209(SERPING1 Antibody) at dilution of 1:50 (under 10x lens)

Immunohistochemistry of paraffin-embedded human tonsillitis tissue slide using Catalog No:115209(SERPING1 Antibody) at dilution of 1:50 (under 40x lens)

SERPING1 antibody

Catalog Number: 115209



Immunofluorescent analysis of HepG2 cells using Catalog No:115209(SERPING1 Antibody) at dilution of 1:25 and Alexa Fluor 488-conjugated AffiniPure Goat Anti-Rabbit IgG(H+L)