

SGTA antibody

Catalog Number: 115176

Product name

SGTA antibody

Recommended Dilution:

WB: 1:200-1:2000

Specificity

Human, Mouse, Rat; other species not tested.


IP: 1:500-1:5000

IHC: 1:20-1:200

Antibody description

SGTA Rabbit Polyclonal antibody. Positive WB detected in K-562 cells, HeLa cells, human skeletal muscle tissue, mouse liver tissue, SH-SY5Y cells. Positive IP detected in HeLa cells. Positive IHC detected in human lung cancer tissue, human liver cancer tissue, human prostate cancer tissue. Observed molecular weight by Western-blot: 34-37 kDa

Validations



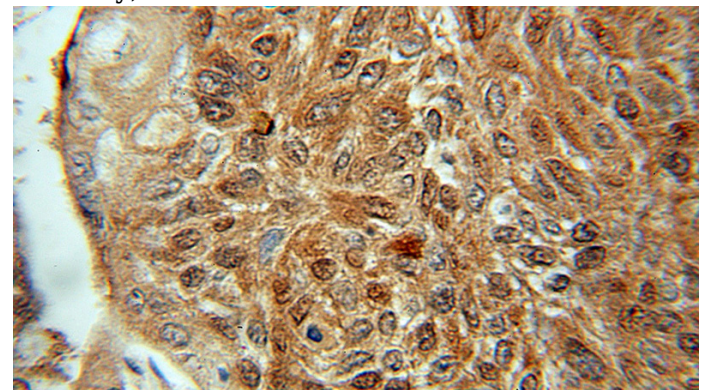
Preparation

This antibody was obtained by immunization of SGTA recombinant protein (Accession Number: NM_003021). Purification method: Antigen affinity purified.

K-562 cells were subjected to SDS PAGE followed by western blot with Catalog No:115176(SGTA antibody) at dilution of 1:800

Formulation

PBS with 0.1% sodium azide and 50% glycerol pH 7.3.



Storage

Store at -20°C. DO NOT ALIQUOT

Clonality

Polyclonal

Ig Type

Rabbit IgG

Applications

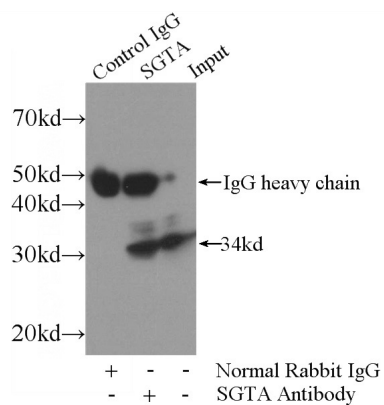
ELISA, IHC, WB, IP

Immunohistochemical of paraffin-embedded human lung cancer using Catalog No:115176(SGTA antibody) at dilution of 1:50 (under 10x lens)

Dilutions

SGTA antibody

Catalog Number: 115176



IP Result of anti-SGTA (IP:Catalog No:115176, 4ug; Detection:Catalog No:115176 1:1000) with HeLa cells lysate 2480ug.