

# PVRL4 antibody

Catalog Number: 114346

## Product name

PVRL4 antibody

## Specificity

Human, Mouse; other species not tested.

## Antibody description

PVRL4 Rabbit Polyclonal antibody. Positive FC detected in MCF-7 cells. Positive IF detected in NIH/3T3 cells. Positive WB detected in HeLa cells, A2780 cells, MCF7 cells, NIH/3T3 cells. Observed molecular weight by Western-blot: 43 kDa, 66 kDa

## Preparation

This antibody was obtained by immunization of PVRL4 recombinant protein (Accession Number: NM\_030916). Purification method: Antigen Affinity purified.

## Formulation

PBS with 0.02% sodium azide and 50% glycerol pH 7.3.

## Storage

Store at -20°C. DO NOT ALIQUOT

## Clonality

Polyclonal

## Ig Type

Rabbit IgG

## Applications

ELISA, WB, IF, FC

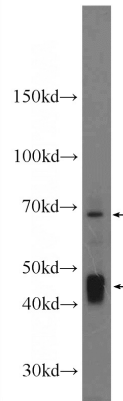
## Dilutions

Recommended Dilution:

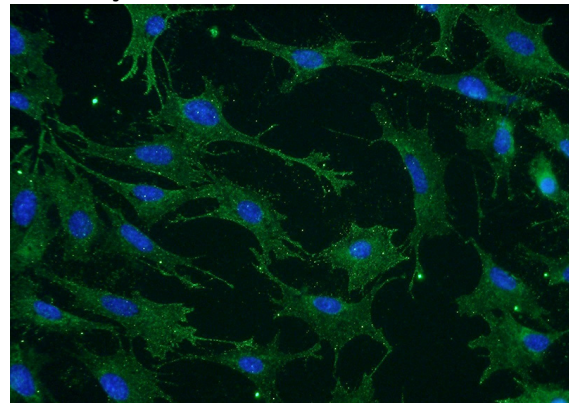
WB: 1:500-1:5000

IF: 1:20-1:200

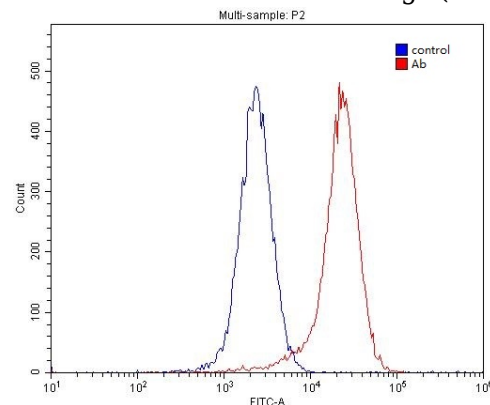
## Validations



HeLa cells were subjected to SDS PAGE followed by western blot with Catalog No:114346(nectin 4 antibody) at dilution of 1:1000



Immunofluorescent analysis of NIH/3T3 cells using Catalog No:114346(nectin 4 Antibody) at dilution of 1:50 and Alexa Fluor 488-conjugated AffiniPure Goat Anti-Rabbit IgG(H+L)



1X10<sup>6</sup> MCF-7 cells were stained with 0.2ug nectin 4 antibody (Catalog No:114346, red) and

# PVRL4 antibody



Catalog Number: 114346

---

control antibody (blue). Fixed with 4% PFA  
blocked with 3% BSA (30 min). Alexa Fluor 488-

conjugated AffiniPure Goat Anti-Rabbit IgG(H+L)  
with dilution 1:1500.