

# PRMT5 antibody



Catalog Number: 114207

## Product name

PRMT5 antibody

Recommended Dilution:

WB: 1:500-1:5000

## Specificity


Human, Mouse, Rat; other species not tested.

IHC: 1:20-1:200

## Antibody description

PRMT5 Rabbit Polyclonal antibody. Positive IHC detected in human testis tissue, human brain tissue, human heart tissue, human kidney tissue, human lung cancer tissue, human lung tissue, human ovary tissue, human ovary tumor tissue, human placenta tissue, human spleen tissue. Positive WB detected in HepG2 cells, Jurkat cells, Raji cells. Observed molecular weight by Western-blot: 72 kDa

## Validations



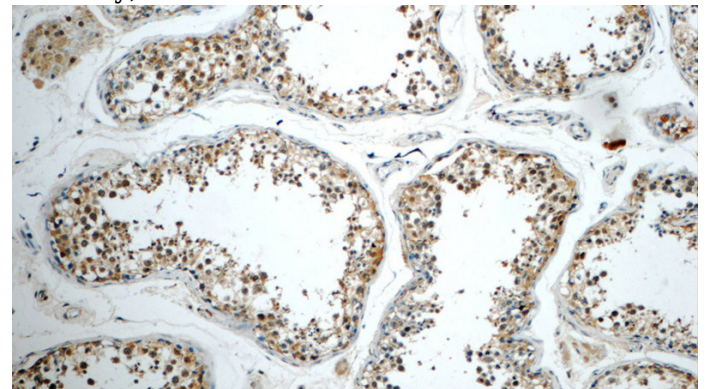
## Preparation

This antibody was obtained by immunization of PRMT5 recombinant protein (Accession Number: NM\_006109). Purification method: Antigen affinity purified.

HepG2 cells were subjected to SDS PAGE followed by western blot with Catalog No:114207(PRMT5 antibody) at dilution of 1:800

## Formulation

PBS with 0.02% sodium azide and 50% glycerol pH 7.3.



## Storage

Store at -20°C. DO NOT ALIQUOT

## Clonality

Polyclonal

## Ig Type

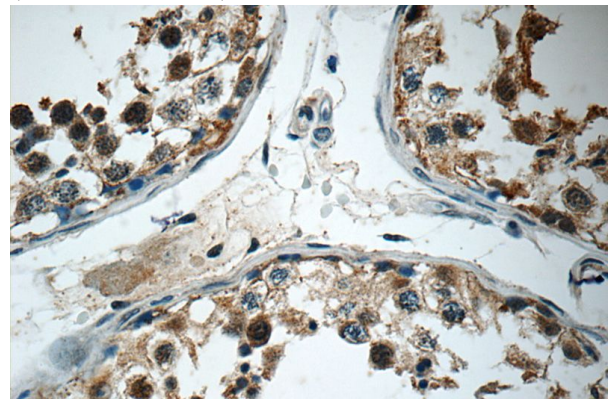
Rabbit IgG

## Applications

ELISA, WB, IHC

## Dilutions

Immunohistochemistry of paraffin-embedded human testis tissue slide using Catalog No:114207(PRMT5 Antibody) at dilution of 1:50 (under 10x lens)



# PRMT5 antibody



Catalog Number: 114207

---

Immunohistochemistry of paraffin-embedded human testis tissue slide using Catalog

No:114207(PRMT5 Antibody) at dilution of 1:50 (under 40x lens)