

PPP3R1 antibody



Catalog Number: 114114

Product name

PPP3R1 antibody

IP: 1:200-1:1000

IHC: 1:20-1:200

Specificity

Human, Mouse, Rat; other species not tested.

Antibody description

PPP3R1 Rabbit Polyclonal antibody. Positive IHC detected in human gliomas tissue. Positive WB detected in K-562 cells, HeLa cells, human stomach tissue. Positive IP detected in HeLa cells. Observed molecular weight by Western-blot: 19 kDa

Preparation

This antibody was obtained by immunization of PPP3R1 recombinant protein (Accession Number: NM_000945). Purification method: Antigen affinity purified.

Formulation

PBS with 0.1% sodium azide and 50% glycerol pH 7.3.

Storage

Store at -20°C. DO NOT ALIQUOT

Clonality

Polyclonal

Ig Type

Rabbit IgG

Applications


ELISA, IHC, IP, WB

Dilutions

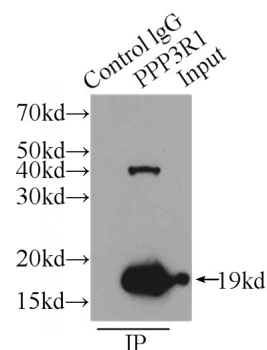
Recommended Dilution:

WB: 1:200-1:1000

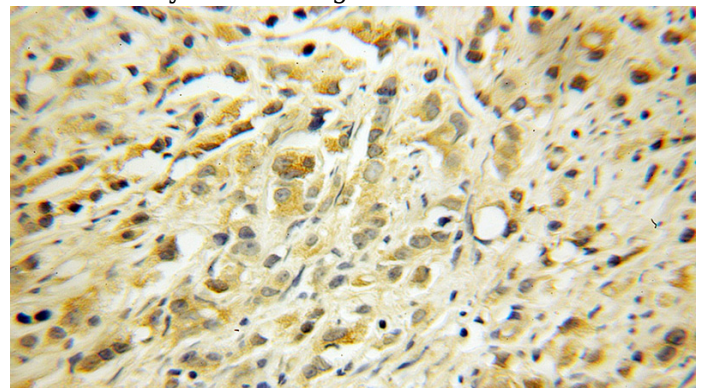
Validations



K-562 cells were subjected to SDS PAGE followed by western blot with Catalog No:114114(PPP3R1 antibody) at dilution of 1:400



IP Result of anti-PPP3R1 (IP:Catalog No:114114, 3ug; Detection:Catalog No:114114 1:300) with HeLa cells lysate 5000ug.



Immunohistochemical of paraffin-embedded human gliomas using Catalog No:114114(PPP3R1

PPP3R1 antibody



Catalog Number: 114114

antibody) at dilution of 1:100 (under 10x lens)