

PPBP,NAP2 antibody



Catalog Number: 114087

Product name

PPBP,NAP2 antibody

IHC: 1:20-1:200

Specificity

Human, Mouse; other species not tested.

Antibody description

PPBP,NAP2 Rabbit Polyclonal antibody. Positive WB detected in mouse liver tissue, human blood tissue, human liver tissue. Positive IHC detected in human placenta tissue. Observed molecular weight by Western-blot: 8-14 kDa

Preparation

This antibody was obtained by immunization of PPBP,NAP2 recombinant protein (Accession Number: NM_002704). Purification method: Antigen affinity purified.

Formulation

PBS with 0.02% sodium azide and 50% glycerol pH 7.3.

Storage

Store at -20°C. DO NOT ALIQUOT

Clonality

Polyclonal

Ig Type

Rabbit IgG

Applications


ELISA, WB, IHC

Dilutions

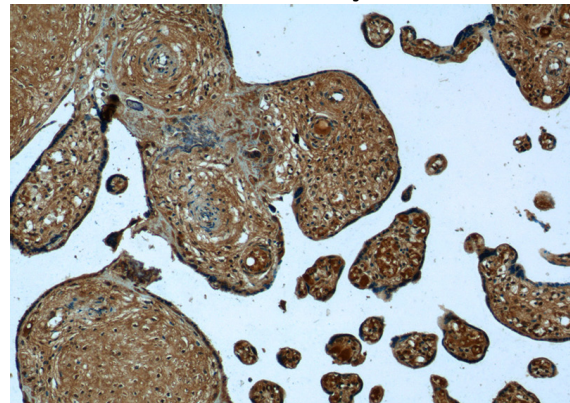
Recommended Dilution:

WB: 1:200-1:1000

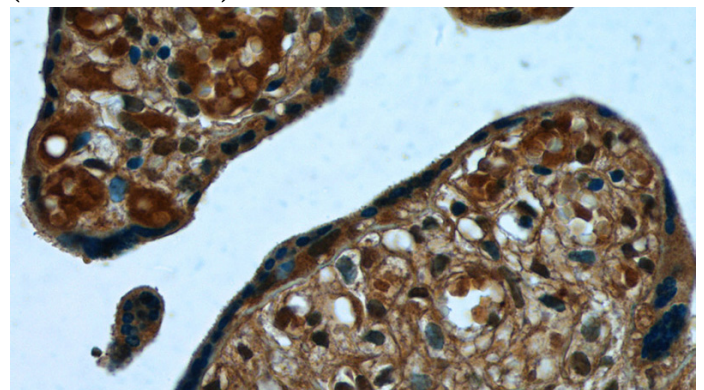
Validations



mouse liver tissue were subjected to SDS PAGE followed by western blot with Catalog No:114087(PPBP antibody) at dilution of 1:300



Immunohistochemistry of paraffin-embedded human placenta tissue slide using Catalog No:114087(PPBP Antibody) at dilution of 1:50 (under 10x lens)



Immunohistochemistry of paraffin-embedded human placenta tissue slide using Catalog No:114087(PPBP Antibody) at dilution of 1:50

PPBP,NAP2 antibody



Catalog Number: 114087

(under 40x lens)