

PNCK antibody

Catalog Number: 114032

Product name

PNCK antibody

Specificity

human, mouse, rat; other species not tested.

Antibody description

PNCK Rabbit Polyclonal antibody. Positive IHC detected in human ovary. Positive WB detected in human brain tissue. Observed molecular weight by Western-blot: 45kd

Preparation

This antibody was obtained by immunization of PNCK recombinant protein (Accession Number: BC033746). Purification method: Antigen affinity purified.

Formulation

PBS with 0.02% sodium azide and 50% glycerol pH 7.3.

Storage

Store at -20°C. DO NOT ALIQUOT

Clonality

Polyclonal

Ig Type

Rabbit IgG

Applications

ELISA, WB, IHC

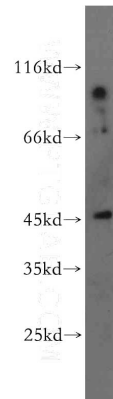
Dilutions

Recommended Dilution:

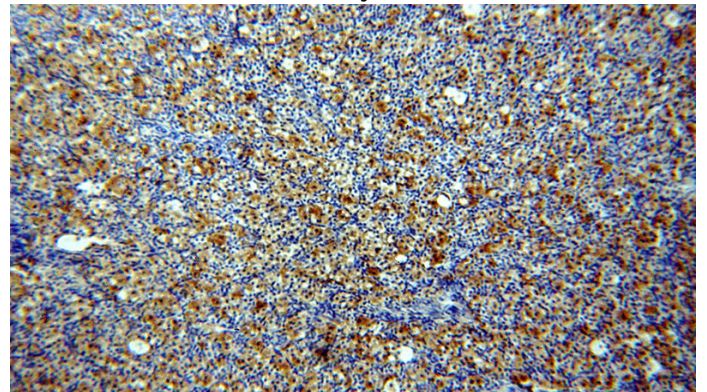
WB: 1:200-1:2000

IHC: 1:20-1:200

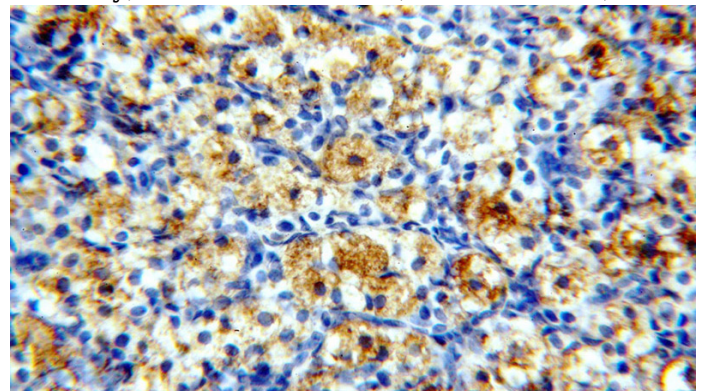
Validations



human brain tissue were subjected to SDS PAGE followed by western blot with Catalog No:114032(PNCK antibody) at dilution of 1:300



Immunohistochemical of paraffin-embedded human ovary using Catalog No:114032(PNCK antibody) at dilution of 1:50 (under 10x lens)



Immunohistochemical of paraffin-embedded human ovary using Catalog No:114032(PNCK antibody) at dilution of 1:50 (under 40x lens)