

PITPNA antibody

Catalog Number: 113836

Product name

PITPNA antibody

IP: 1:200-1:2000

IHC: 1:20-1:200

Specificity

Human, Mouse, Rat; other species not tested.

Antibody description

PITPNA Rabbit Polyclonal antibody. Positive IP detected in HEK-293 cells. Positive WB detected in HEK-293 cells, human brain tissue. Positive IHC detected in human lung tissue, human brain tissue, human heart tissue. Observed molecular weight by Western-blot: 32 kDa

Preparation

This antibody was obtained by immunization of PITPNA recombinant protein (Accession Number: NM_006224). Purification method: Antigen affinity purified.

Formulation

PBS with 0.02% sodium azide and 50% glycerol pH 7.3.

Storage

Store at -20°C. DO NOT ALIQUOT

Clonality

Polyclonal

Ig Type

Rabbit IgG

Applications


ELISA, WB, IHC, IP

Dilutions

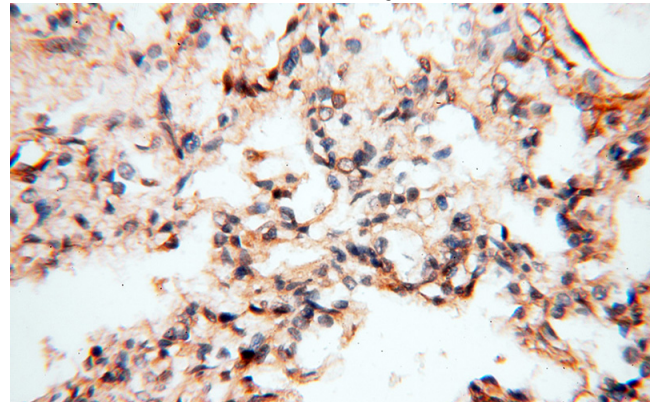
Recommended Dilution:

WB: 1:500-1:5000

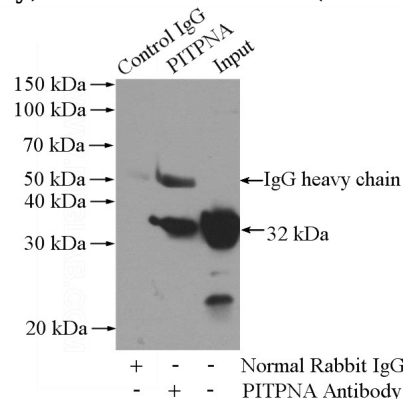
Validations



HEK-293 cells were subjected to SDS PAGE followed by western blot with Catalog No:113836(PITPNA antibody) at dilution of 1:800



Immunohistochemical of paraffin-embedded human lung using Catalog No:113836(PITPNA antibody) at dilution of 1:100 (under 40x lens)



IP Result of anti-PITPNA (IP:Catalog No:113836, 4ug; Detection:Catalog No:113836 1:500) with

PITPNA antibody



Catalog Number: 113836

HEK-293 cells lysate 1520ug.