

PEX5 antibody

Catalog Number: 113730

Product name

PEX5 antibody

Immunogen

[Human PEX5 Recombinant protein \(His tag\)](#)

Specificity

Human, Mouse, Rat; other species not tested.

Antibody description

PEX5 Rabbit Polyclonal antibody. Positive IHC detected in human kidney tissue. Positive FC detected in HEK-293 cells. Positive WB detected in human brain tissue, human kidney tissue, L02 cells, mouse brain tissue, mouse kidney tissue. Positive IP detected in mouse kidney tissue. Observed molecular weight by Western-blot: 80 kDa

Preparation

This antibody was obtained by immunization of PEX5 recombinant protein (Accession Number: XM_047429267). Purification method: Antigen affinity purified.

Formulation

PBS with 0.1% sodium azide and 50% glycerol pH 7.3.

Storage

Store at -20°C. DO NOT ALIQUOT

Clonality

Polyclonal

Ig Type

Rabbit IgG

Applications

ELISA, WB, IP, IHC, FC

Dilutions

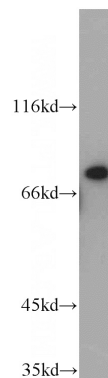
Recommended Dilution:

WB: 1:500-1:5000

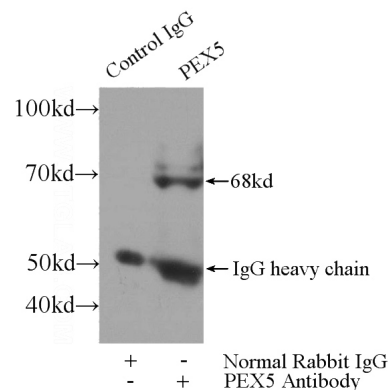
IP: 1:200-1:2000

IHC: 1:20-1:200

Validations



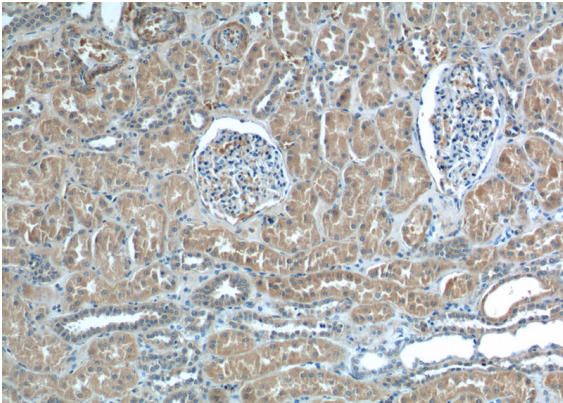
human brain tissue were subjected to SDS PAGE followed by western blot with Catalog No:113730(PEX5 antibody) at dilution of 1:500



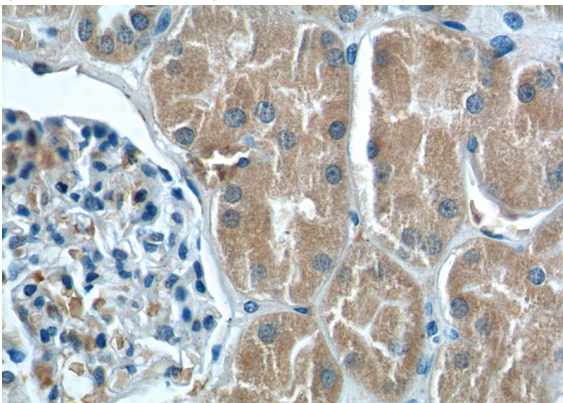
IP Result of anti-PEX5 (IP:Catalog No:113730, 4ug; Detection:Catalog No:113730 1:500) with mouse kidney tissue lysate 4000ug.

PEX5 antibody

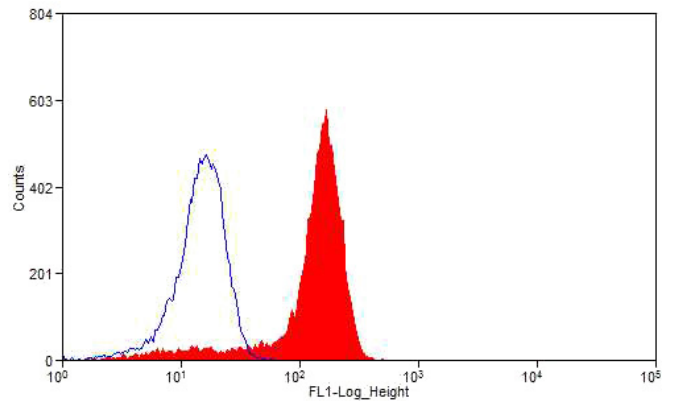
Catalog Number: 113730



Immunohistochemistry of paraffin-embedded human kidney tissue slide using Catalog No:113730(PEX5 Antibody) at dilution of 1:200 (under 10x lens)



Immunohistochemistry of paraffin-embedded human kidney tissue slide using Catalog No:113730(PEX5 Antibody) at dilution of 1:200 (under 40x lens)



1X10⁶ HEK-293 cells were stained with 0.2ug PEX5 antibody (Catalog No:113730, red) and control antibody (blue). Fixed with 4% PFA blocked with 3% BSA (30 min). Alexa Fluor 488-conjugated AffiniPure Goat Anti-Rabbit IgG(H+L) with dilution 1:1500.