

# PEX19 antibody

Catalog Number: 113729

## Product name

PEX19 antibody

## Immunogen

[Human PEX19 Recombinant protein \(GST tag\)](#)

## Specificity

Human, Mouse, Rat; other species not tested.

## Antibody description

PEX19 Rabbit Polyclonal antibody. Positive IHC detected in human gliomas tissue. Positive WB detected in human heart tissue, rat heart tissue. Positive IP detected in K-562 cells. Observed molecular weight by Western-blot: 35-40 kDa

## Preparation

This antibody was obtained by immunization of PEX19 recombinant protein (Accession Number: NM\_002857). Purification method: Antigen affinity purified.

## Formulation

PBS with 0.02% sodium azide and 50% glycerol pH 7.3.

## Storage

Store at -20°C. DO NOT ALIQUOT

## Clonality

Polyclonal

## Ig Type

Rabbit IgG

## Applications

ELISA, WB, IHC, IP

## Dilutions

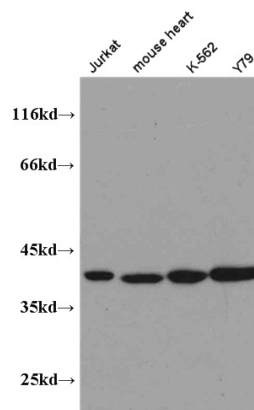
Recommended Dilution:

WB: 1:200-1:2000


IP: 1:200-1:1000

IHC: 1:20-1:200

## Validations

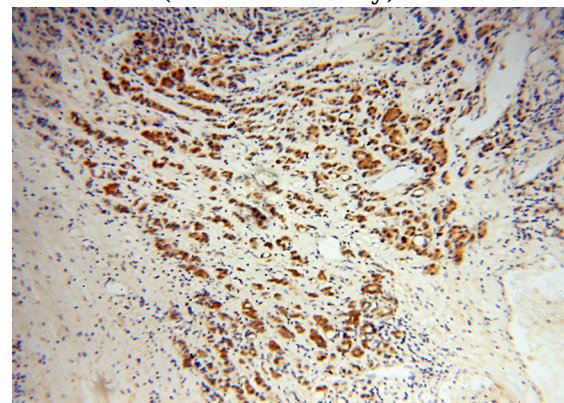


WB result of Catalog No:113729 (PEX19 antibody)



with several lysates.

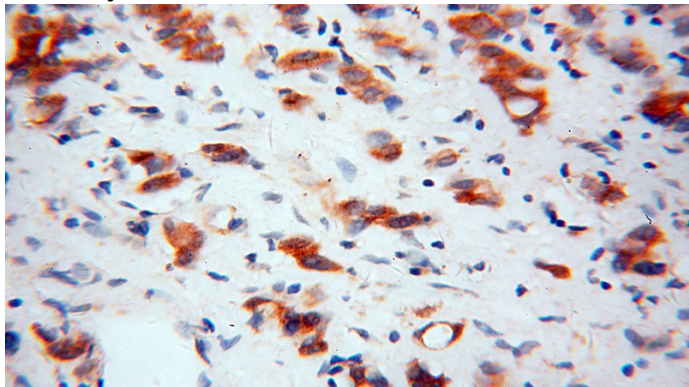
human heart tissue were subjected to SDS PAGE followed by western blot with Catalog No:113729(PEX19 antibody) at dilution of 1:300



# PEX19 antibody


Catalog Number: 113729

Immunohistochemical of paraffin-embedded human gliomas using Catalog No:113729(PEX19 antibody) at dilution of 1:100 (under 10x lens)



Immunohistochemical of paraffin-embedded human gliomas using Catalog No:113729(PEX19

antibody) at dilution of 1:100 (under 40x lens)



IP Result of anti-PEX19 (IP:Catalog No:113729, 3ug; Detection:Catalog No:113729 1:300) with K-562 cells lysate 2400ug.