

NOXA2/p67phox antibody



Catalog Number: 113316

Product name

NOXA2/p67phox antibody

Specificity

Human, Mouse, Rat; other species not tested.

Antibody description

NOXA2/p67phox Rabbit Polyclonal antibody. Positive WB detected in COLO 320 cells, MCF7 cells. Positive IHC detected in human tonsillitis tissue. Observed molecular weight by Western-blot: 67kd

Preparation

This antibody was obtained by immunization of NOXA2/p67phox recombinant protein (Accession Number: XM_011509580). Purification method: Antigen affinity purified.

Formulation

PBS with 0.1% sodium azide and 50% glycerol pH 7.3.

Storage

Store at -20°C. DO NOT ALIQUOT

Clonality

Polyclonal

Ig Type

Rabbit IgG

Applications

ELISA, WB, IHC


Dilutions

Recommended Dilution:

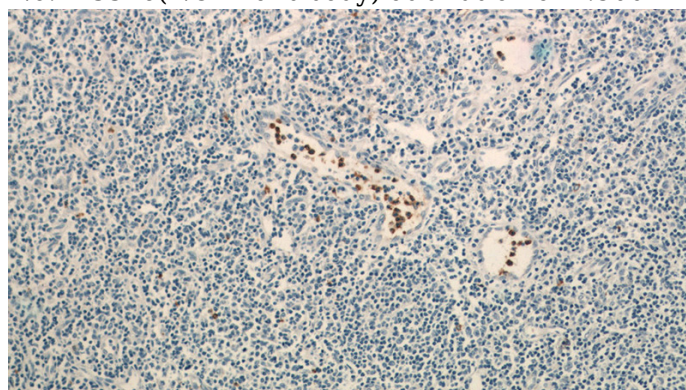
WB: 1:200-1:2000

IHC: 1:20-1:200

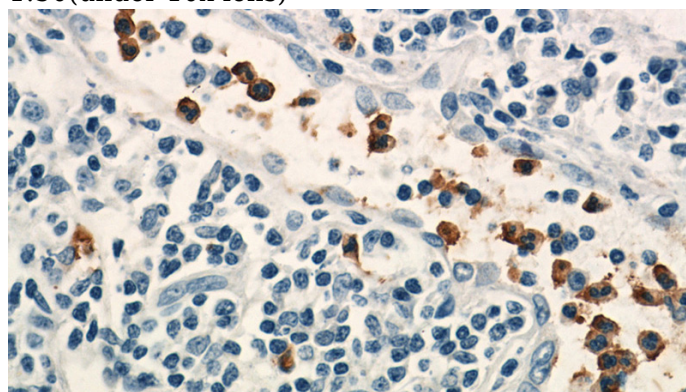
Validations



COLO 320 cells were subjected to SDS PAGE followed by western blot with Catalog No:113316(NCF2 antibody) at dilution of 1:500



Immunohistochemistry of paraffin-embedded human tonsillitis tissue slide using Catalog No:113316(NCF2 Antibody) at dilution of 1:50(under 10x lens)



Immunohistochemistry of paraffin-embedded human tonsillitis tissue slide using Catalog No:113316(NCF2 Antibody) at dilution of

NOXA2/p67phox antibody



Catalog Number: 113316

1:50(under 40x lens)