

NF45 antibody

Catalog Number: 113138

Product name

NF45 antibody

Specificity

Human, Mouse; other species not tested.

Antibody description

NF45 Rabbit Polyclonal antibody. Positive IHC detected in human cervical cancer tissue. Positive WB detected in K-562 cells, Jurkat cells, mouse brain tissue, NIH/3T3 cells. Observed molecular weight by Western-blot: 43-45 kDa

Preparation

This antibody was obtained by immunization of NF45 recombinant protein (Accession Number: NM_004515). Purification method: Antigen affinity purified.

Formulation

PBS with 0.02% sodium azide and 50% glycerol pH 7.3.

Storage

Store at -20°C. DO NOT ALIQUOT

Clonality

Polyclonal

Ig Type

Rabbit IgG

Applications

ELISA, WB, IHC


Dilutions

Recommended Dilution:

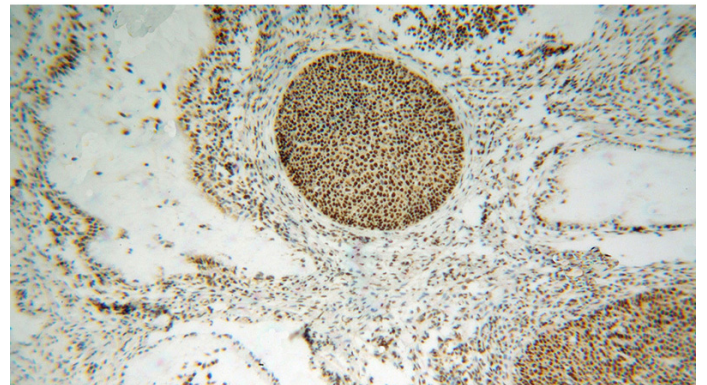
WB: 1:200-1:2000

IHC: 1:20-1:200

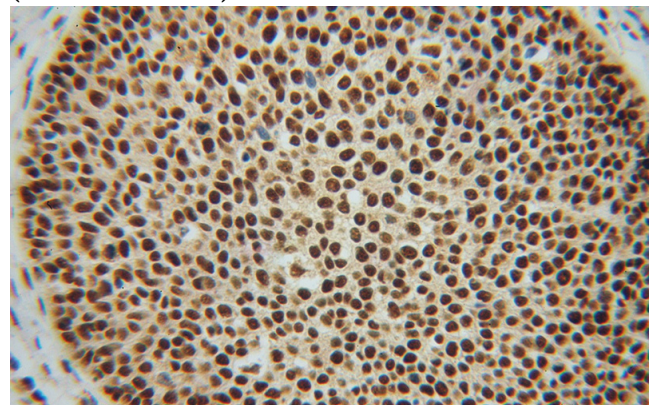
Validations



K-562 cells were subjected to SDS PAGE followed by western blot with Catalog No:113138(NF45 antibody) at dilution of 1:500



Immunohistochemical of paraffin-embedded human cervical cancer using Catalog No:113138(NF45 antibody) at dilution of 1:100 (under 10x lens)



Immunohistochemical of paraffin-embedded human cervical cancer using Catalog No:113138(NF45 antibody) at dilution of 1:100

NF45 antibody



Catalog Number: 113138

(under 40x lens)