

NEDD4 antibody



Catalog Number: 113096

Product name

NEDD4 antibody

Recommended Dilution:

WB: 1:500-1:5000

Specificity

Human, Mouse, Rat, Monkey; other species not tested.


IP: 1:200-1:2000

IHC: 1:20-1:200

Antibody description

NEDD4 Rabbit Polyclonal antibody. Positive IHC detected in human liver tissue, human breast cancer tissue, human lung cancer tissue. Positive WB detected in C6 cells, A549 cells, COS-7 cells, HEK-293 cells, HT-1080 cells. Positive IP detected in C6 cells. Observed molecular weight by Western-blot: 115 kDa

Validations



Preparation

This antibody was obtained by immunization of NEDD4 recombinant protein (Accession Number: NM_006154). Purification method: Antigen affinity purified.

C6 cells were subjected to SDS PAGE followed by western blot with Catalog No:113096(NEDD4 antibody) at dilution of 1:300

Formulation

PBS with 0.02% sodium azide and 50% glycerol pH 7.3.

Storage

Store at -20°C. DO NOT ALIQUOT

Clonality

Polyclonal

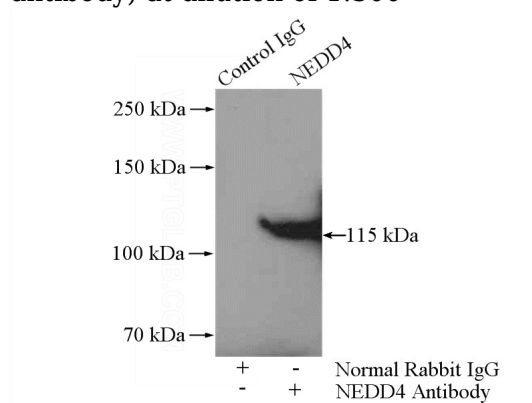
Ig Type

Rabbit IgG

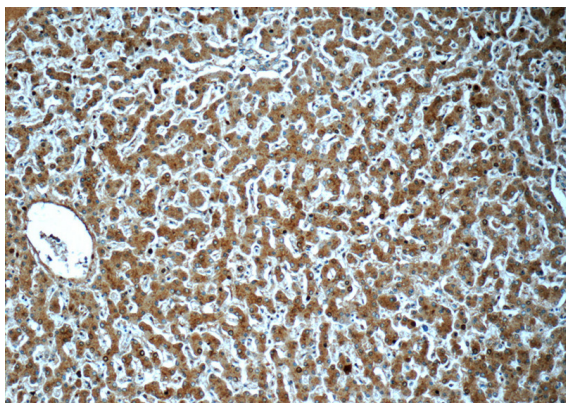
Applications

ELISA, WB, IHC, IP

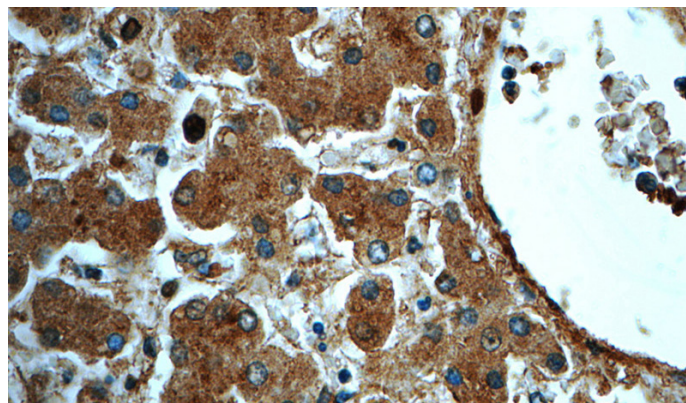
Dilutions



IP Result of anti-NEDD4 (IP:Catalog No:113096, 4ug; Detection:Catalog No:113096 1:500) with C6 cells lysate 1600ug.



Immunohistochemistry of paraffin-embedded human liver tissue slide using Catalog No:113096(NEDD4 Antibody) at dilution of 1:50



Immunohistochemistry of paraffin-embedded human liver tissue slide using Catalog No:113096(NEDD4 Antibody) at dilution of 1:50