

MLN64 antibody



Catalog Number: 112685

Product name

MLN64 antibody

Immunogen

[Human MLN64, STARD3 Recombinant protein \(GST tag\)](#)

Specificity

Human, Mouse, Rat; other species not tested.

Antibody description

MLN64 Rabbit Polyclonal antibody. Positive IP detected in MCF-7 cells. Positive WB detected in MCF7 cells, mouse brain tissue, mouse placenta tissue. Positive IHC detected in human ovary tumor tissue. Observed molecular weight by Western-blot: 48-53 kDa

Preparation

This antibody was obtained by immunization of MLN64 recombinant protein (Accession Number: XM_047435165). Purification method: Antigen affinity purified.

Formulation

PBS with 0.02% sodium azide and 50% glycerol pH 7.3.

Storage

Store at -20°C. DO NOT ALIQUOT

Clonality

Polyclonal

Ig Type

Rabbit IgG

Applications

ELISA, WB, IHC, IP

Dilutions


Recommended Dilution:

WB: 1:200-1:2000

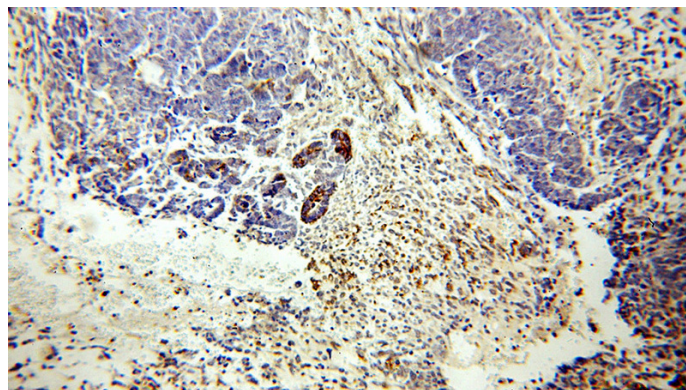
IP: 1:200-1:2000

IHC: 1:20-1:200

Validations



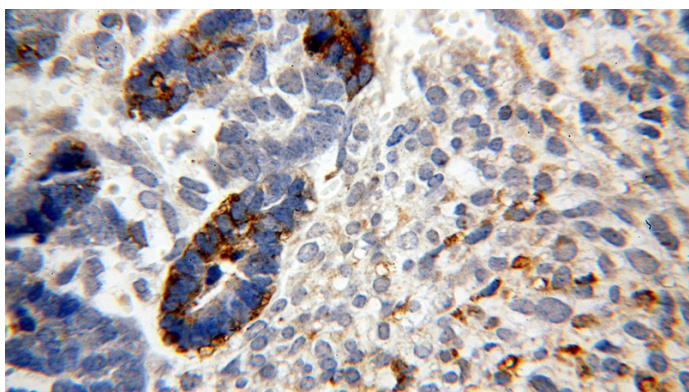
MCF7 cells were subjected to SDS PAGE followed by western blot with Catalog No:112685(MLN64, STARD3 antibody) at dilution of 1:500



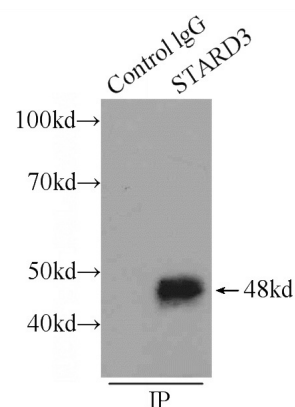
Immunohistochemical of paraffin-embedded human ovary tumor using Catalog No:112685(MLN64, STARD3 antibody) at dilution of 1:200 (under 10x lens)

MLN64 antibody

Catalog Number: 112685



Immunohistochemical of paraffin-embedded human ovary tumor using Catalog No:112685(MLN64,STARD3 antibody) at dilution of 1:200 (under 40x lens)



IP Result of anti-MLN64,STARD3 (IP:Catalog No:112685, 3ug; Detection:Catalog No:112685 1:500) with MCF-7 cells lysate 1200ug.