

MLK4 antibody



Catalog Number: 112680

General Information

Product name:

MLK4 antibody

Immunogen:

Applications:

ELISA, WB, IF, IHC

Specificity:

Human, Mouse, Rat; other species not tested.

Antibody description:

MLK4 Rabbit Polyclonal antibody. Positive IHC detected in human brain tissue. Positive IF detected in C6 cells. Positive WB detected in HeLa cells. Observed molecular weight by Western-blot: 53 kDa

Properties

Preparation:

This antibody was obtained by immunization of MLK4 recombinant protein (Accession Number: BC136649). Purification method: Antigen affinity purified.

Formulation:

PBS with 0.1% sodium azide and 50% glycerol pH 7.3.

Storage:

Store at -20°C. DO NOT ALIQUOT

Clonality:

Polyclonal

Ig Type:Rabbit IgG

Applications

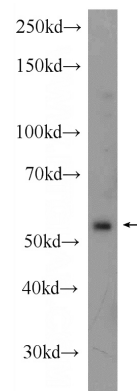
Recommended Dilution:

WB: 1:500-1:5000

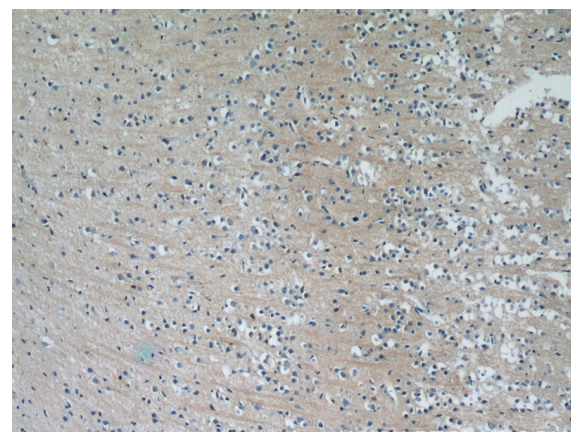
IHC: 1:20-1:200

IF: 1:10-1:100

Validations



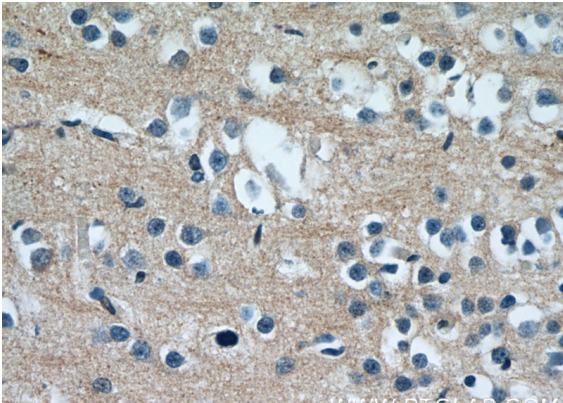
HeLa cells were subjected to SDS PAGE followed by western blot with Catalog No:112680(KIAA1804 Antibody) at dilution of 1:1000



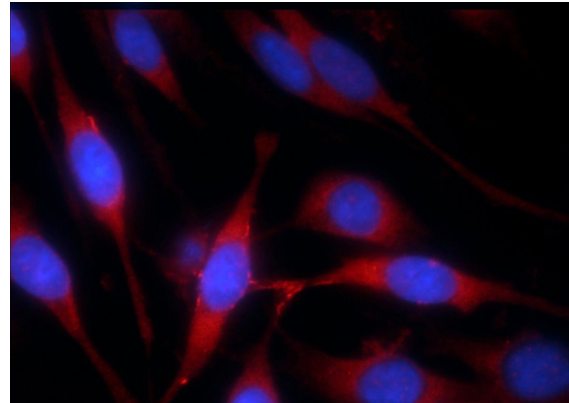
Immunohistochemistry of paraffin-embedded human brain tissue slide using Catalog No:112680(KIAA1804 Antibody) at dilution of 1:50 (under 10x lens)

MLK4 antibody

Catalog Number: 112680



Immunohistochemistry of paraffin-embedded human brain tissue slide using Catalog No:112680(KIAA1804 Antibody) at dilution of 1:50 (under 40x lens)



Immunofluorescent analysis of C6 cells using Catalog No:112680(KIAA1804 Antibody) at dilution of 1:25 and Rhodamine-Goat anti-Rabbit IgG