

# JNK2 antibody

Catalog Number: 111894

## Product name

JNK2 antibody

WB: 1:500-1:5000

IP: 1:500-1:5000

## Specificity

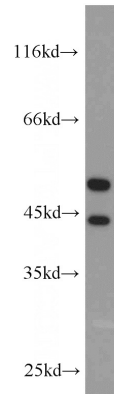
Human, Mouse, Rat, Monkey; other species not tested.

IF: 1:10-1:100

## Antibody description

JNK2 Rabbit Polyclonal antibody. Positive IF detected in HeLa cells, HUVEC cells. Positive IP detected in HeLa cells. Positive WB detected in HeLa cells, A549 cells, COS-7 cells, NIH/3T3 cells, RAW264.7 cells. Observed molecular weight by Western-blot: 44-55 kDa

## Validations



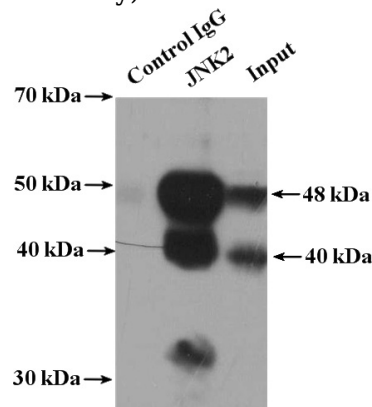
## Preparation

This antibody was obtained by immunization of JNK2 recombinant protein (Accession Number: NM\_001364608). Purification method: Antigen affinity purified.

HeLa cells were subjected to SDS PAGE followed by western blot with Catalog No:111894(JNK2 antibody) at dilution of 1:1000

## Formulation

PBS with 0.02% sodium azide and 50% glycerol pH 7.3.



## Storage

Store at -20°C. DO NOT ALIQUOT

IP Result of anti-JNK2 (IP:Catalog No:111894, 4ug; Detection:Catalog No:111894 1:1000) with HeLa cells lysate 4000ug.

## Clonality

Polyclonal

## Ig Type

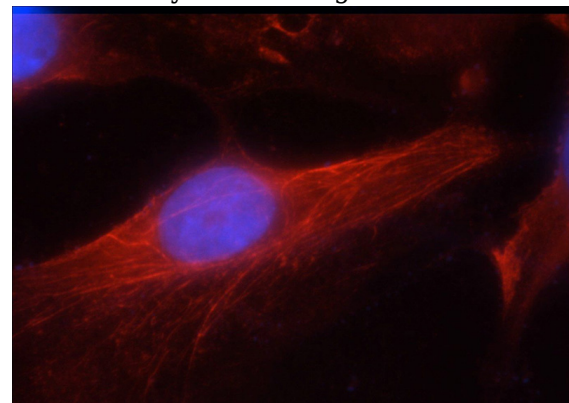
Rabbit IgG

## Applications

ELISA, WB, IF, IP

## Dilutions

Recommended Dilution:



# JNK2 antibody



Catalog Number: 111894

---

Immunofluorescent analysis of HeLa cells using

Catalog No:111894(JNK2 Antibody) at dilution of  
1:25 and Rhodamine-Goat anti-Rabbit IgG