

# HSPB8 antibody

Catalog Number: 111702

## Product name

HSPB8 antibody

WB: 1:200-1:2000

IHC: 1:20-1:200

## Immunogen

[Human HSPB8 Recombinant protein \(GST tag\)](#)

## Specificity

human, mouse, rat; other species not tested.

## Antibody description

HSPB8 Rabbit Polyclonal antibody. Positive WB detected in HEK-293 cells. Positive IHC detected in human heart. Observed molecular weight by Western-blot: 20-22kd

## Preparation

This antibody was obtained by immunization of HSPB8 recombinant protein (Accession Number: NM\_014365). Purification method: Antigen affinity purified.

## Formulation

PBS with 0.02% sodium azide and 50% glycerol pH 7.3.

## Storage

Store at -20°C. DO NOT ALIQUOT

## Clonality

Polyclonal

## Ig Type

Rabbit IgG


## Applications

ELISA, WB, IHC

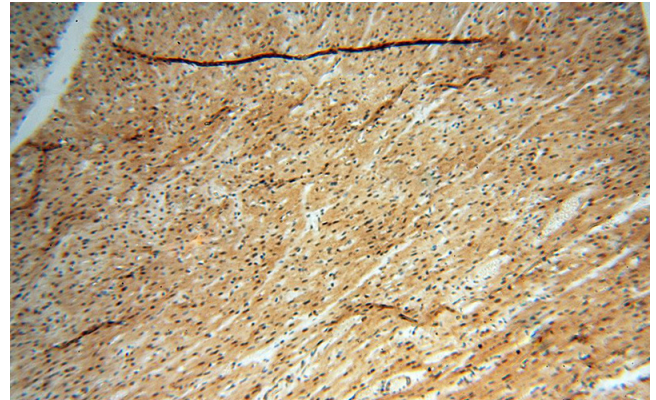
## Dilutions

Recommended Dilution:

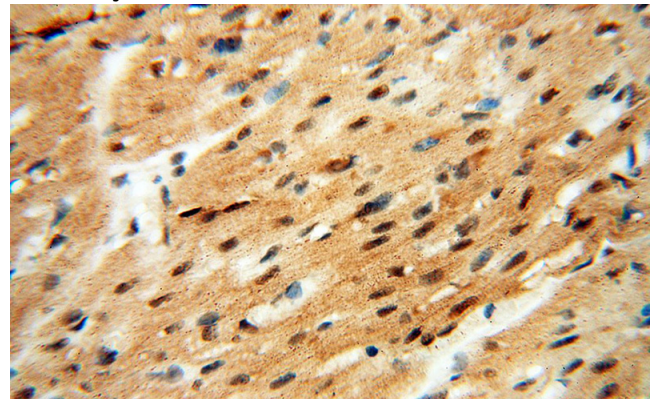
## Validations



HEK-293 cells were subjected to SDS PAGE followed by western blot with Catalog No:111702(HSPB8 antibody) at dilution of 1:400



Immunohistochemical of paraffin-embedded human heart using Catalog No:111702(HSPB8 antibody) at dilution of 1:50 (under 10x lens)



Immunohistochemical of paraffin-embedded human heart using Catalog No:111702(HSPB8 antibody) at dilution of 1:50 (under 10x lens)

# HSPB8 antibody



Catalog Number: 111702

---

antibody) at dilution of 1:50 (under 40x lens)