

IDH2 antibody

Catalog Number: 111604

Product name

IDH2 antibody

Recommended Dilution:

WB: 1:500-1:5000

Specificity

Human, Mouse, Rat; other species not tested.

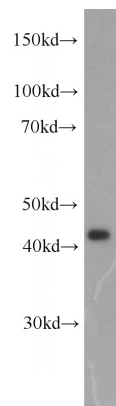
IP: 1:500-1:5000

IHC: 1:20-1:200

Antibody description

IDH2 Rabbit Polyclonal antibody. Positive IP detected in mouse brain tissue. Positive WB detected in HeLa cells, HEK-293 cells, Jurkat cells, mouse brain tissue, mouse heart tissue, mouse liver tissue, mouse skeletal muscle tissue, rat liver tissue, SH-SY5Y cells. Positive IHC detected in human colon cancer tissue. Observed molecular weight by Western-blot: 43-47 kDa

Validations



Preparation

This antibody was obtained by immunization of IDH2 recombinant protein (Accession Number: NM_002168). Purification method: Antigen affinity purified.

HeLa cells were subjected to SDS PAGE followed by western blot with Catalog No:111604(IDH2 antibody) at dilution of 1:1000

Formulation

PBS with 0.02% sodium azide and 50% glycerol pH 7.3.

Storage

Store at -20°C. DO NOT ALIQUOT

Clonality

Polyclonal

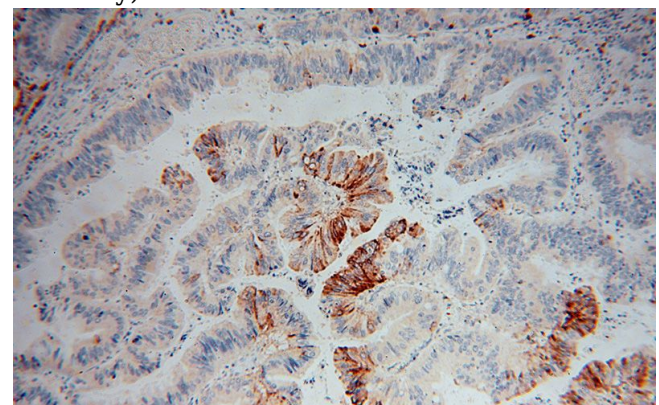
Ig Type

Rabbit IgG

Applications

ELISA, WB, IHC, IP

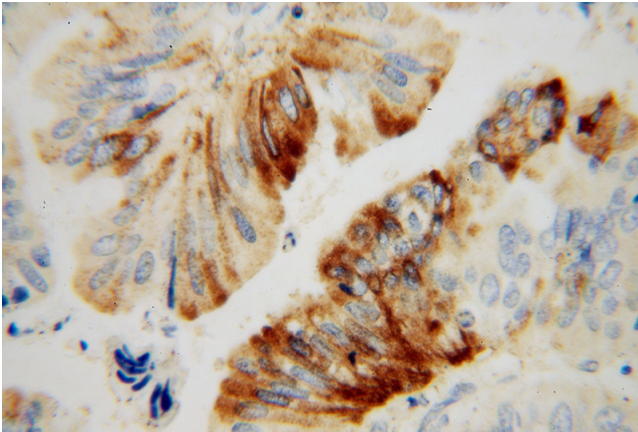
Dilutions



Immunohistochemical of paraffin-embedded human colon cancer using Catalog No:111604(IDH2 antibody) at dilution of 1:50 (under 10x lens)

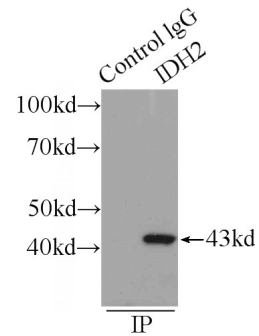
IDH2 antibody

Catalog Number: 111604



Immunohistochemical of paraffin-embedded human colon cancer using Catalog No:111604(IDH2 antibody) at dilution of 1:50

(under 40x lens)



IP Result of anti-IDH2 (IP:Catalog No:111604, 3ug; Detection:Catalog No:111604 1:1000) with mouse brain tissue lysate 6000ug.