

IA-2/PTPRN antibody



Catalog Number: 111580

Product name

IA-2/PTPRN antibody

WB: 1:200-1:2000

IP: 1:200-1:2000

Specificity


Human, Mouse, Rat; other species not tested.

IHC: 1:20-1:200

Antibody description

IA-2/PTPRN Rabbit Polyclonal antibody. Positive WB detected in mouse brain tissue, HEK-293 cells, mouse kidney tissue, rat brain tissue. Positive IP detected in mouse brain tissue. Positive IHC detected in human pancreas cancer tissue. Observed molecular weight by Western-blot: 60-65kd,106-115kd

Validations



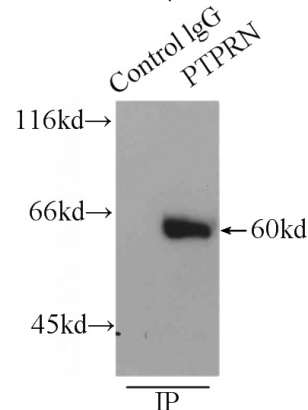
Preparation

This antibody was obtained by immunization of IA-2/PTPRN recombinant protein (Accession Number: BC007713). Purification method: Antigen affinity purified.

mouse brain tissue were subjected to SDS PAGE followed by western blot with Catalog No:111580(PTPRN antibody) at dilution of 1:300

Formulation

PBS with 0.02% sodium azide and 50% glycerol pH 7.3.



Storage

Store at -20°C. DO NOT ALIQUOT

Clonality

Polyclonal

Ig Type

Rabbit IgG

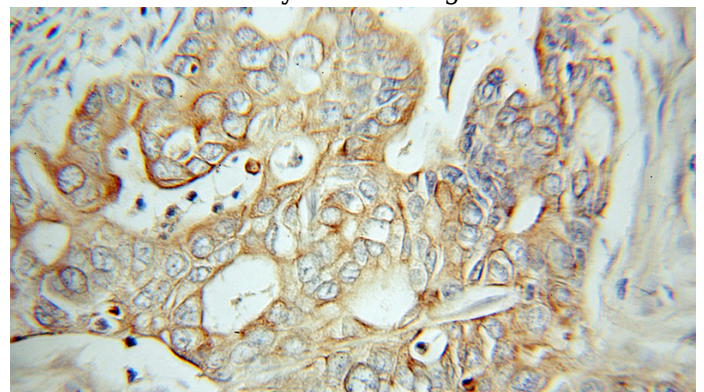
Applications

ELISA, WB, IHC, IP

Dilutions

Recommended Dilution:

IP Result of anti-PTPRN (IP:Catalog No:111580, 3ug; Detection:Catalog No:111580 1:600) with mouse brain tissue lysate 7000ug.



IA-2/PTPRN antibody



Catalog Number: 111580

Immunohistochemical of paraffin-embedded human pancreas cancer using Catalog

No:111580(PTPRN antibody) at dilution of 1:50 (under 10x lens)