

GSK3A antibody



Catalog Number: 111168

Product name

GSK3A antibody

WB: 1:500-1:5000

IHC: 1:20-1:200


Specificity

Human, Mouse, Rat, Zebrafish; other species not tested.

Validations

Antibody description

GSK3A Rabbit Polyclonal antibody. Positive WB detected in human serum tissue, mouse liver tissue. Positive IHC detected in human prostate cancer tissue, human lung cancer tissue, human ovary tumor tissue. Observed molecular weight by Western-blot: 51kd



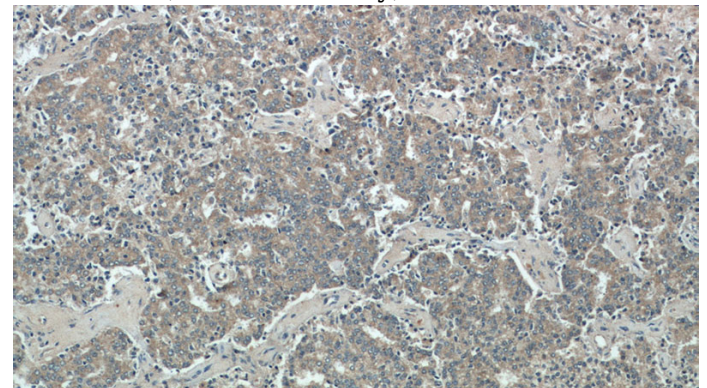
Preparation

This antibody was obtained by immunization of GSK3A recombinant protein (Accession Number: NM_019884). Purification method: Antigen affinity purified.

human serum tissue were subjected to SDS PAGE followed by western blot with Catalog No:111168(GSK3A antibody) at dilution of 1:300

Formulation

PBS with 0.02% sodium azide and 50% glycerol pH 7.3.



Storage

Store at -20°C. DO NOT ALIQUOT

Immunohistochemical of paraffin-embedded human prostate cancer using Catalog No:111168(GSK3A antibody) at dilution of 1:50 (under 10x lens)

Clonality

Polyclonal

Ig Type

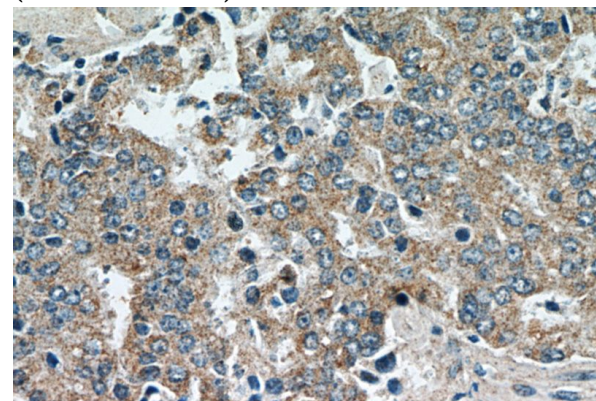
Rabbit IgG

Applications

ELISA, WB, IHC

Dilutions

Recommended Dilution:



Immunohistochemical of paraffin-embedded

GSK3A antibody



Catalog Number: 111168

human prostate cancer using Catalog

No:111168(GSK3A antibody) at dilution of 1:50
(under 40x lens)