

GPNMB antibody

Catalog Number: 111068

Product name

GPNMB antibody

Specificity

Human, Mouse; other species not tested.

Antibody description

GPNMB Rabbit Polyclonal antibody. Positive IHC detected in human liver cancer tissue, human renal cell carcinoma tissue. Positive WB detected in Transfected HEK-293 cells.

Preparation

This antibody was obtained by immunization of GPNMB recombinant protein (Accession Number: BC011595). Purification method: Antigen affinity purified.

Formulation

PBS with 0.02% sodium azide and 50% glycerol pH 7.3.

Storage

Store at -20°C. DO NOT ALIQUOT

Clonality

Polyclonal

Ig Type

Rabbit IgG

Applications

ELISA, IHC, WB

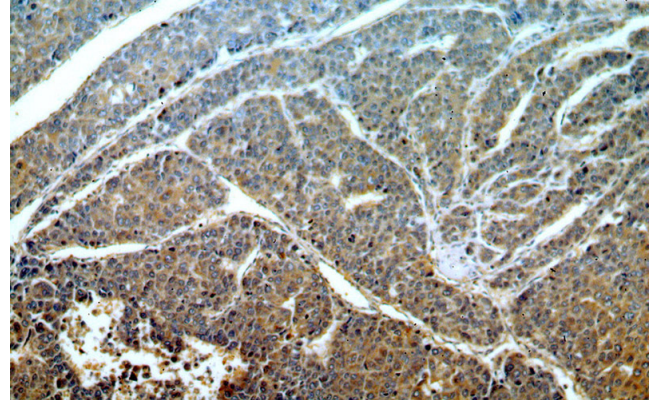
Dilutions

Recommended Dilution:

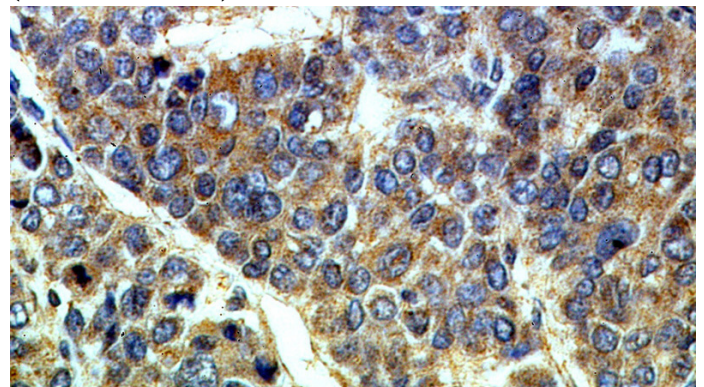
WB: 1:500-1:5000

IHC: 1:20-1:200

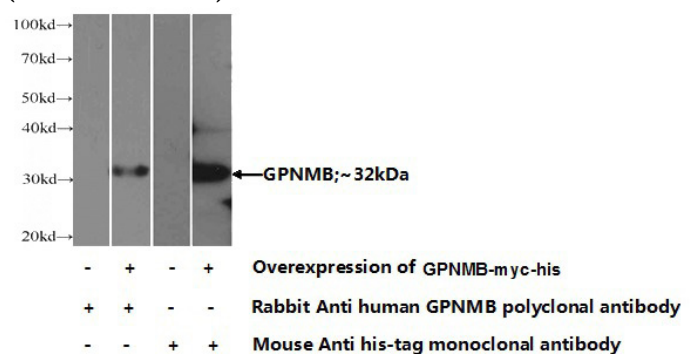
Validations



Immunohistochemical of paraffin-embedded human liver cancer using Catalog No:111068(GPNMB antibody) at dilution of 1:50 (under 10x lens)



Immunohistochemical of paraffin-embedded human liver cancer using Catalog No:111068(GPNMB antibody) at dilution of 1:50 (under 40x lens)



Transfected HEK-293 cells were subjected to SDS PAGE followed by western blot with Catalog No:111068(GPNMB Antibody) at dilution of 1:1000