

FXYD6 antibody



Catalog Number: 110757

Product name

FXYD6 antibody

Recommended Dilution:

WB: 1:500-1:5000

Specificity


IHC: 1:20-1:200

Human, Mouse, Rat; other species not tested.

Validations

Antibody description

FXYD6 Rabbit Polyclonal antibody. Positive IHC detected in human brain tissue, human liver tissue, human ovary tissue, human skin tissue, human spleen tissue, human testis tissue. Positive FC detected in SH-SY5Y cells. Positive WB detected in human brain tissue, human testis tissue, mouse brain tissue, PC-12 cells, rat brain tissue. Observed molecular weight by Western-blot: 20 kDa

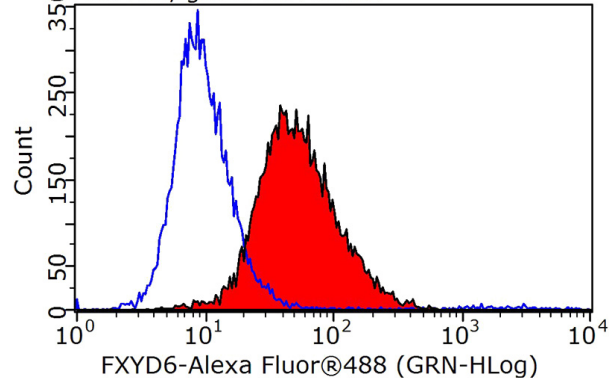


Preparation

This antibody was obtained by immunization of FXYD6 recombinant protein (Accession Number: NM_001164832). Purification method: Antigen affinity purified.

human brain tissue were subjected to SDS PAGE followed by western blot with Catalog No:110757(FXYD6 antibody) at dilution of 1:400

Plot P03, gated on P01.R1



Formulation

PBS with 0.02% sodium azide and 50% glycerol pH 7.3.

Storage

Store at -20°C. DO NOT ALIQUOT

Clonality

Polyclonal

Ig Type

Rabbit IgG

Applications

ELISA, WB, IHC, FC

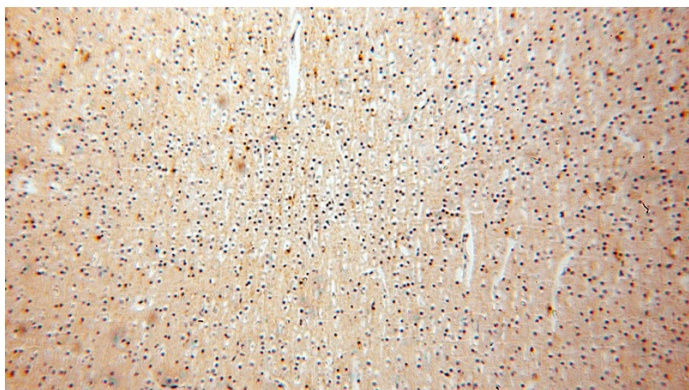
Dilutions

1X10⁶ SH-SY5Y cells were stained with 0.2ug FXYD6 antibody (Catalog No:110757, red) and control antibody (blue). Fixed with 90% MeOH blocked with 3% BSA (30 min). Alexa Fluor 488-conjugated AffiniPure Goat Anti-Rabbit IgG(H+L) with dilution 1:1000.

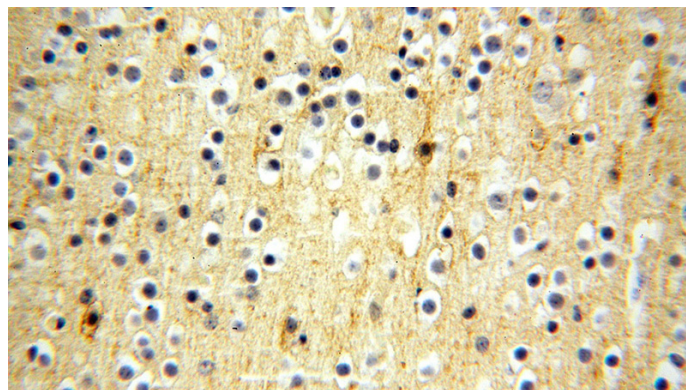
FXYD6 antibody



Catalog Number: 110757



Immunohistochemical of paraffin-embedded human brain using Catalog No:110757(FXYD6 antibody) at dilution of 1:100 (under 10x lens)



Immunohistochemical of paraffin-embedded human brain using Catalog No:110757(FXYD6 antibody) at dilution of 1:100 (under 40x lens)