

FAM129A antibody



Catalog Number: 110470

Product name

FAM129A antibody

Recommended Dilution:

WB: 1:500-1:5000

Immunogen

[Human FAM129A Recombinant protein \(His tag\)](#)

IHC: 1:20-1:200

IF: 1:10-1:100


Specificity

Human, Mouse, Rat; other species not tested.

Validations

Antibody description

FAM129A Rabbit Polyclonal antibody. Positive WB detected in HT-1080 cells, A431 cells, DU 145 cells. Positive IF detected in HepG2 cells, Hela cells. Positive IHC detected in human thyroid cancer tissue, human pancreas tissue. Observed molecular weight by Western-blot: 150kd, 130kd



Preparation

This antibody was obtained by immunization of FAM129A recombinant protein (Accession Number: NM_052966). Purification method: Antigen affinity purified.

HT-1080 cells were subjected to SDS PAGE followed by western blot with Catalog No:110470(FAM129A antibody) at dilution of 1:500

Formulation

PBS with 0.02% sodium azide and 50% glycerol pH 7.3.

Storage

Store at -20°C. DO NOT ALIQUOT

Clonality

Polyclonal

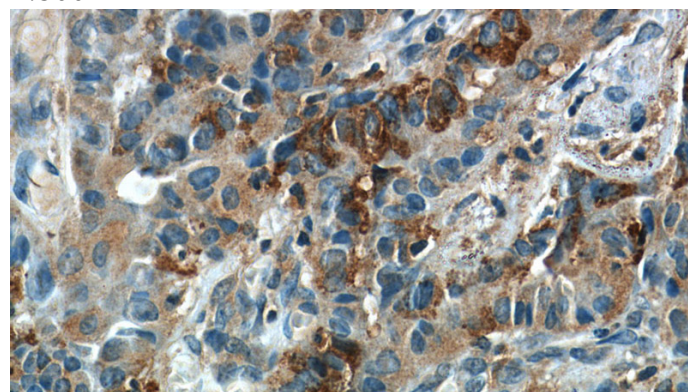
Ig Type

Rabbit IgG

Applications

ELISA, WB, IF, IHC

Dilutions

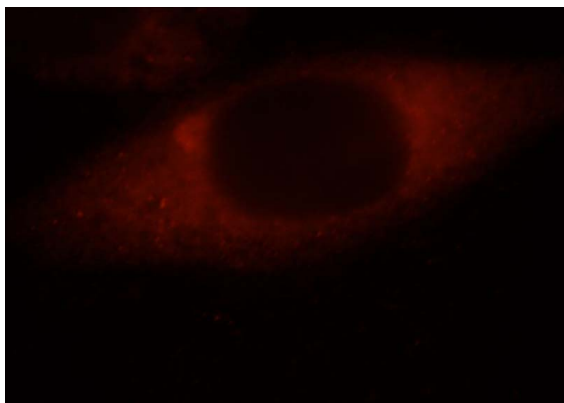


Immunohistochemistry of paraffin-embedded human thyroid cancer slide using Catalog No:110470(FAM129A Antibody) at dilution of 1:50

FAM129A antibody



Catalog Number: 110470



Immunofluorescent analysis of HepG2 cells, using FAM129A antibody Catalog No:110470 at 1:25 dilution and Rhodamine-labeled goat anti-rabbit IgG (red).