DKK1 antibody

Catalog Number: 109982

Product name

DKK1 antibody

Immunogen

Specificity

Human,Mouse,Rat; other species not tested.

Antibody description

DKK1 Rabbit Polyclonal antibody. Positive IF detected in HepG2 cells. Positive IHC detected in human gliomas tissue. Positive WB detected in human placenta tissue, HeLa cells, K-562 cells, Sp2/0 cells. Observed molecular weight by Western-blot: 30-35 kDa

Preparation

This antibody was obtained by immunization of DKK1 recombinant protein (Accession Number: NM_012242). Purification method: Antigen affinity purified.

Formulation

PBS with 0.02% sodium azide and 50% glycerol pH 7.3.

Storage

Store at -20℃. DO NOT ALIQUOT

Clonality

Polyclonal

Ig Type

Rabbit IgG

Applications

ELISA, WB, IF, IHC

Dilutions

Recommended Dilution:

WB: 1:200-1:2000

IHC: 1:20-1:200

IF: 1:10-1:100

Validations



human placenta tissue were subjected to SDS PAGE followed by western blot with Catalog No:109982(DKK1 antibody) at dilution of 1:500

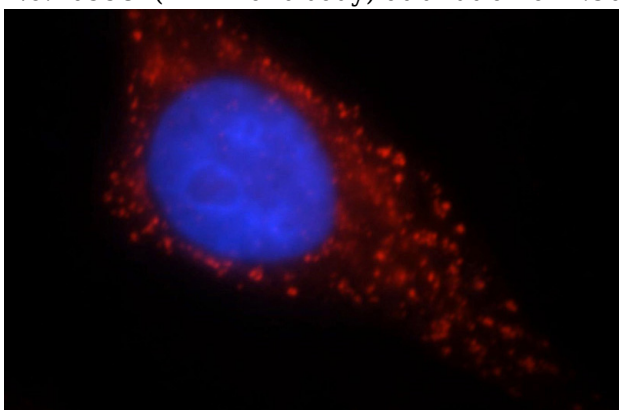

Immunofluorescent analysis of HepG2 cells, using DKK1 antibody Catalog No:109982 at 1:25 dilution and Rhodamine-labeled goat anti-rabbit IgG (red). Blue pseudocolor = DAPI (fluorescent DNA dye).

DKK1 antibody

Catalog Number: 109982

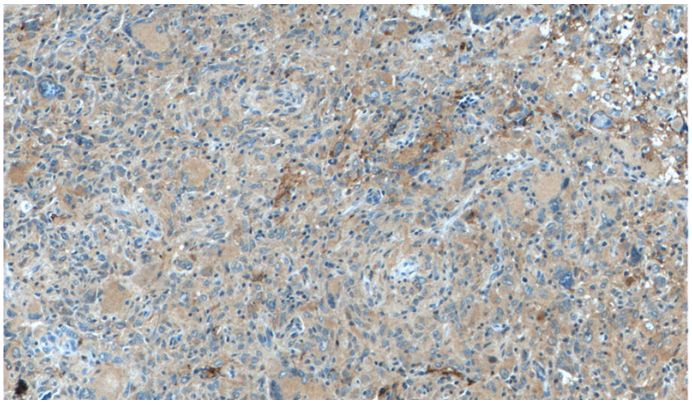

Immunohistochemistry of paraffin-embedded human gliomas tissue slide using Catalog No:109982(DKK1 Antibody) at dilution of 1:50 (under 10x lens)

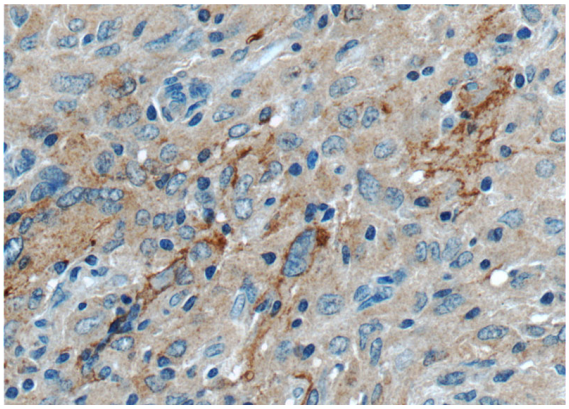

Immunohistochemistry of paraffin-embedded human gliomas tissue slide using Catalog No:109982(DKK1 Antibody) at dilution of 1:50 (under 40x lens)