

# Cytokeratin 14 antibody



Catalog Number: 109793

## General Information

### Product name:

Cytokeratin 14 antibody

### Immunogen:

[Human KRT14 Recombinant protein \(GST tag\)](#)

### Applications:

ELISA, WB, IP, IHC

### Specificity:

Human, Mouse, Rat; other species not tested.

### Antibody description:

Cytokeratin 14 Rabbit Polyclonal antibody. Positive IHC detected in human skin tissue, human breast cancer tissue, human cervical cancer tissue, human lung cancer tissue. Positive IP detected in mouse skin tissue. Positive WB detected in mouse skin tissue. Observed molecular weight by Western-blot: 52 kDa

## Properties

### Preparation:

This antibody was obtained by immunization of Cytokeratin 14 recombinant protein (Accession Number: BC002690). Purification method: Antigen affinity purified.

### Formulation:

PBS with 0.02% sodium azide and 50% glycerol pH 7.3.

### Storage:

Store at -20°C. DO NOT ALIQUOT

### Clonality:

Polyclonal

**Ig Type:**Rabbit IgG

## Applications

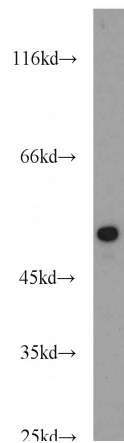
Recommended Dilution:

WB: 1:500-1:5000

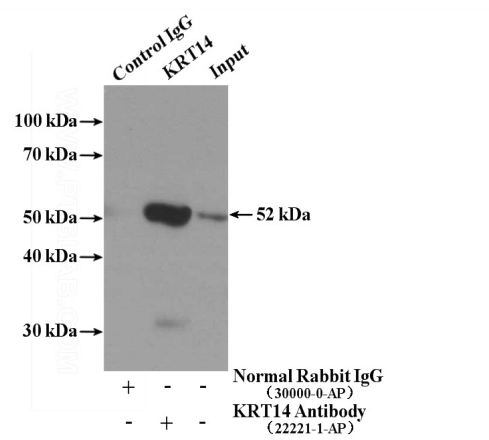
IP: 1:500-1:5000

IHC: 1:50-1:500

## Validations



mouse skin tissue were subjected to SDS PAGE followed by western blot with Catalog No:109793(KRT14 antibody) at dilution of 1:1000

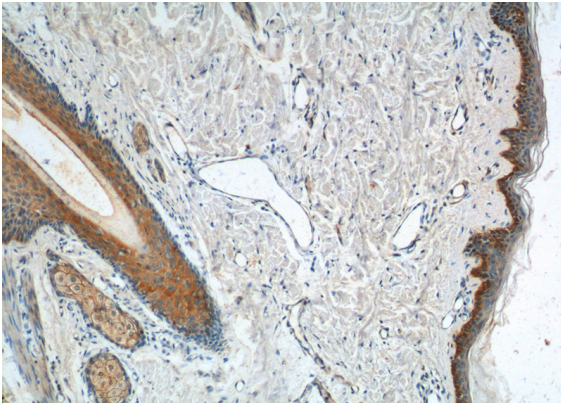


IP Result of anti-KRT14 (IP:Catalog No:109793, 4ug; Detection:Catalog No:109793 1:1000) with mouse skin tissue lysate 3200ug.

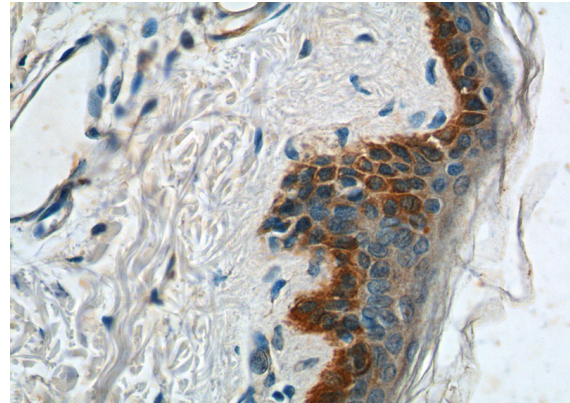
# Cytokeratin 14 antibody

Catalog Number: 109793

---



Immunohistochemistry of paraffin-embedded human skin tissue slide using Catalog No:109793(KRT14 Antibody) at dilution of 1:200 (under 10x lens).



Immunohistochemistry of paraffin-embedded human skin tissue slide using Catalog No:109793(KRT14 Antibody) at dilution of 1:200 (under 40x lens).