

Collagen Type III antibody



Catalog Number: 109377

Product name

Collagen Type III antibody

IP: 1:200-1:2000

IHC: 1:20-1:200

Specificity

Human, Mouse; other species not tested.

Antibody description

Collagen Type III Rabbit Polyclonal antibody. Positive IP detected in mouse skin tissue. Positive WB detected in mouse skin tissue. Positive IHC detected in human colon tissue, human skin tissue. Observed molecular weight by Western-blot: 140-150 kDa

Preparation

This antibody was obtained by immunization of Collagen Type III recombinant protein (Accession Number: BC028178). Purification method: Antigen Affinity purified.

Formulation

PBS with 0.02% sodium azide and 50% glycerol pH 7.3.

Storage

Store at -20°C. DO NOT ALIQUOT

Clonality

Polyclonal

Ig Type

Rabbit IgG

Applications


ELISA, IHC, WB, IP

Dilutions

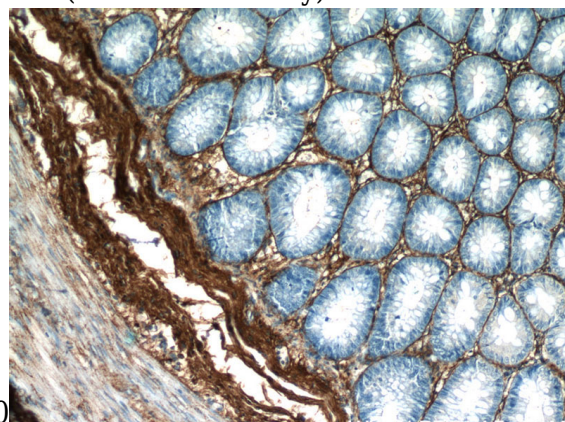
Recommended Dilution:

WB: 1:500-1:5000

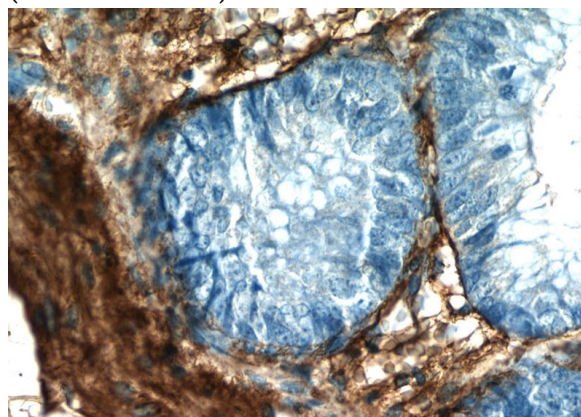
Validations



mouse skin tissue were subjected to SDS PAGE followed by western blot with Catalog No:109377(COL3A1 Antibody) at dilution of



Immunohistochemistry of paraffin-embedded human colon slide using Catalog No:109377(COL3A1 Antibody) at dilution of 1:50 (under 10x lens)

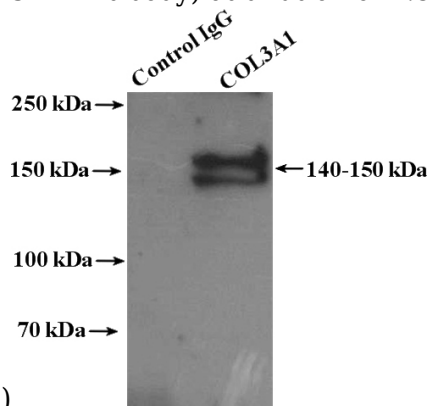


Collagen Type III antibody

Catalog Number: 109377

Immunohistochemistry of paraffin-embedded human colon slide using Catalog No:109377(COL3A1 Antibody) at dilution of 1:50

IP Result of anti-COL3A1 (IP:Catalog No:109377, 4ug; Detection:Catalog No:109377 1:500) with mouse skin tissue lysate 3200ug.



(under 40x lens)