

Chk2 antibody

Catalog Number: 109229

Product name

Chk2 antibody

IP: 1:200-1:2000

IF: 1:20-1:200

Specificity

Human, Mouse, Rat; other species not tested.

Antibody description

Chk2 Rabbit Polyclonal antibody. Positive WB detected in Jurkat cells, HL-60 cells. Positive IP detected in HL-60 cells. Positive IF detected in RAW 264.7 cells. Observed molecular weight by Western-blot: 65 kDa

Preparation

This antibody was obtained by immunization of Chk2 recombinant protein (Accession Number: NM_007194). Purification method: Antigen affinity purified.

Formulation

PBS with 0.02% sodium azide and 50% glycerol pH 7.3.

Storage

Store at -20°C. DO NOT ALIQUOT

Clonality

Polyclonal

Ig Type

Rabbit IgG

Applications


ELISA, WB, IP, IF

Dilutions

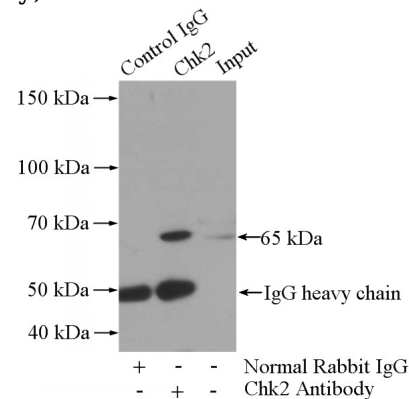
Recommended Dilution:

WB: 1:200-1:2000

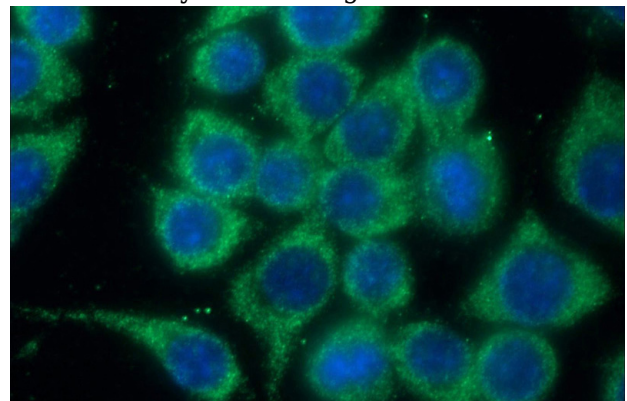
Validations



Jurkat cells were subjected to SDS PAGE followed by western blot with Catalog No:109229(CHEK2 antibody) at dilution of 1:500



IP Result of anti-CHEK2 (IP:Catalog No:109229, 4ug; Detection:Catalog No:109229 1:500) with HL-60 cells lysate 1600ug.



Immunofluorescent analysis of (-20oc Ethanol) fixed RAW 264.7 cells using Catalog

Chk2 antibody



Catalog Number: 109229

No:109229(CHEK2 Antibody) at dilution of 1:50

and Alexa Fluor 488-conjugated AffiniPure Goat
Anti-Rabbit IgG(H+L)