

CA IX antibody

Catalog Number: 108808

Product name

CA IX antibody

WB: 1:200-1:2000

IHC: 1:20-1:200

Immunogen

[Human CA9 Recombinant protein \(GST tag\)](#)

Specificity

Human, Mouse; other species not tested.

Antibody description

CA IX Rabbit Polyclonal antibody. Positive IHC detected in human stomach tissue. Positive WB detected in mouse brain tissue. Observed molecular weight by Western-blot: 50 kDa

Preparation

This antibody was obtained by immunization of CA IX recombinant protein (Accession Number: NM_001216). Purification method: Antigen affinity purified.

Formulation

PBS with 0.1% sodium azide and 50% glycerol pH 7.3.

Storage

Store at -20°C. DO NOT ALIQUOT

Clonality

Polyclonal

Ig Type

Rabbit IgG


Applications

ELISA, WB, IHC

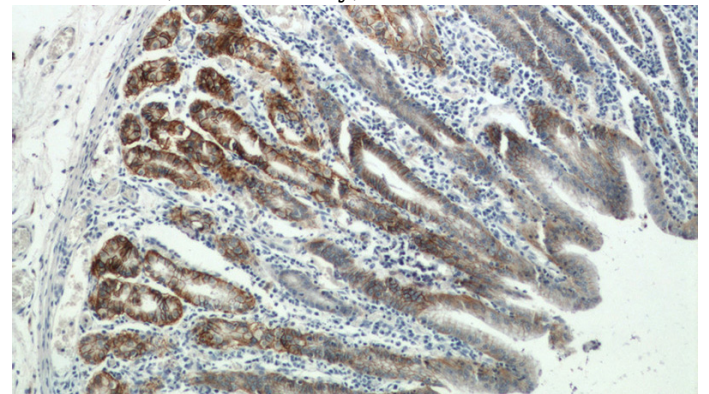
Dilutions

Recommended Dilution:

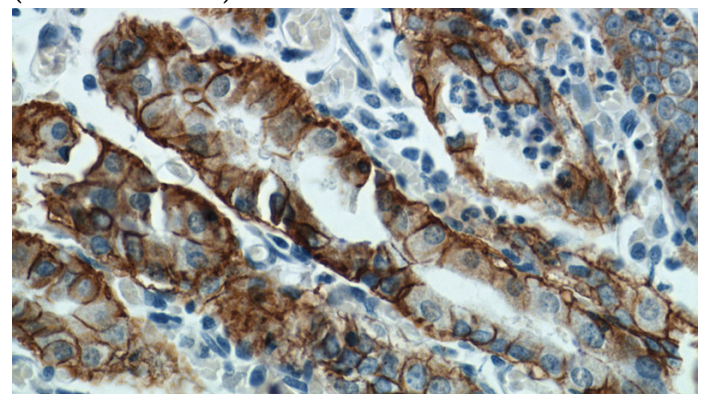
Validations



mouse brain tissue were subjected to SDS PAGE followed by western blot with Catalog No:108808(CA9 antibody) at dilution of 1:300



Immunohistochemistry of paraffin-embedded human stomach tissue slide using Catalog No:108808(CA9 Antibody) at dilution of 1:50 (under 10x lens)



Immunohistochemistry of paraffin-embedded

CA IX antibody



Catalog Number: 108808

human stomach tissue slide using Catalog

No:108808(CA9 Antibody) at dilution of 1:50
(under 40x lens)