

Cadherin-16 antibody



Catalog Number: 108773

Product name

Cadherin-16 antibody

Specificity

Human, Mouse, Rat; other species not tested.

Antibody description

Cadherin-16 Rabbit Polyclonal antibody. Positive WB detected in human kidney tissue, HEK-293 cells, mouse kidney tissue. Positive IHC detected in human kidney tissue. Observed molecular weight by Western-blot: 130 kDa

Preparation

This antibody was obtained by immunization of Cadherin-16 recombinant protein (Accession Number: NM_004062). Purification method: Antigen affinity purified.

Formulation

PBS with 0.02% sodium azide and 50% glycerol pH 7.3.

Storage

Store at -20°C. DO NOT ALIQUOT

Clonality

Polyclonal

Ig Type

Rabbit IgG

Applications

ELISA, WB, IHC


Dilutions

Recommended Dilution:

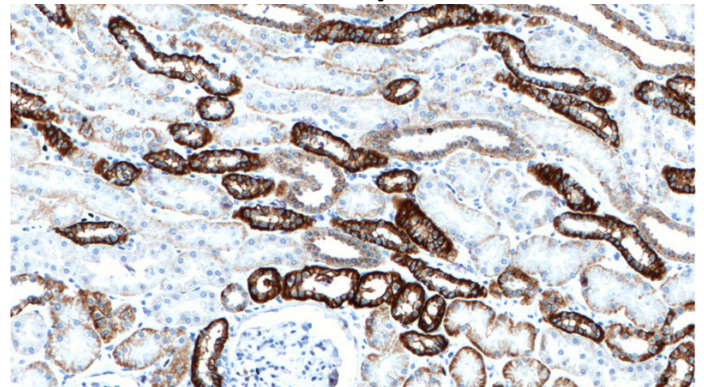
WB: 1:500-1:5000

IHC: 1:50-1:500

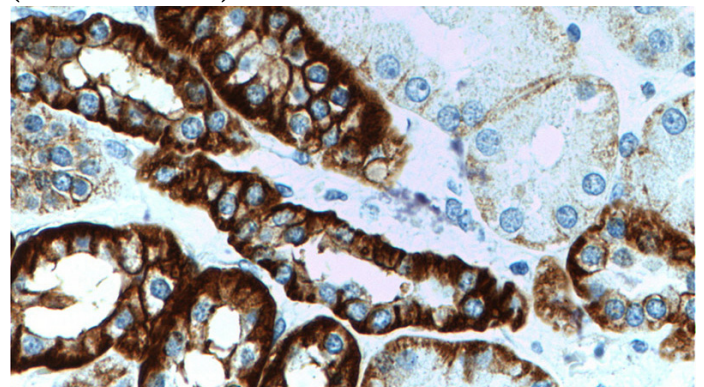
Validations



human kidney tissue were subjected to SDS PAGE followed by western blot with Catalog No:108773(CDH16 antibody) at dilution of 1:400



Immunohistochemistry of paraffin-embedded human kidney tissue slide using Catalog No:108773(CDH16 Antibody) at dilution of 1:200 (under 10x lens).



Immunohistochemistry of paraffin-embedded human kidney tissue slide using Catalog No:108773(CDH16 Antibody) at dilution of 1:200

Cadherin-16 antibody



Catalog Number: 108773

(under 40x lens).