

C1QBP antibody



Catalog Number: 108686

General Information

Product name:

C1QBP antibody

Immunogen:

Applications:

ELISA, WB, IHC, IF

Specificity:

Human, Mouse; other species not tested.

Antibody description:

C1QBP Rabbit Polyclonal antibody. Positive IHC detected in human tonsillitis tissue, human breast cancer tissue. Positive IF detected in NIH/3T3 cells. Positive WB detected in K-562 cells, HeLa cells, NIH/3T3 cells. Observed molecular weight by Western-blot: 32 kDa

Properties

Preparation:

This antibody was obtained by immunization of C1QBP recombinant protein (Accession Number: BC013731). Purification method: Antigen affinity purified.

Formulation:

PBS with 0.1% sodium azide and 50% glycerol pH 7.3.

Storage:

Store at -20°C. DO NOT ALIQUOT

Clonality:

Polyclonal

Ig Type:Rabbit IgG

Applications


Recommended Dilution:

WB: 1:500-1:5000

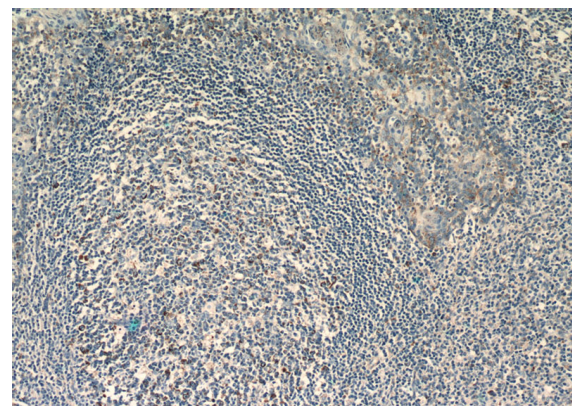
IHC: 1:20-1:200

IF: 1:20-1:200

Validations



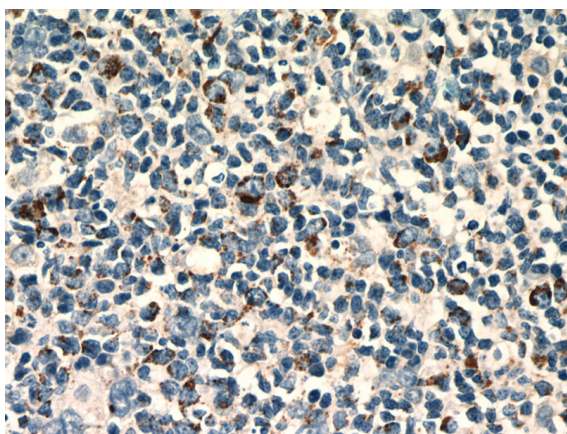
K-562 cells were subjected to SDS PAGE followed by western blot with Catalog No:108686(C1QBP Antibody) at dilution of 1:1000



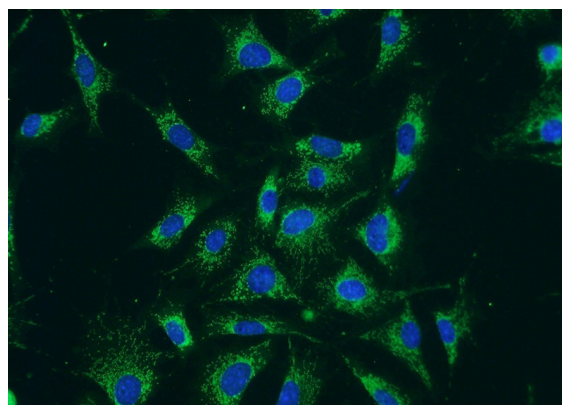
Immunohistochemistry of paraffin-embedded human tonsillitis slide using Catalog No:108686(C1QBP Antibody) at dilution of 1:50

C1QBP antibody

Catalog Number: 108686



Immunohistochemistry of paraffin-embedded human tonsillitis slide using Catalog No:108686 (C1QBP Antibody) at dilution of 1:50



Immunofluorescent analysis of NIH/3T3 cells using Catalog No:108686(C1QBP Antibody) at dilution of 1:50 and Alexa Fluor 488-conjugated AffiniPure Goat Anti-Rabbit IgG(H+L)