

BubR1 antibody



Catalog Number: 108553

Product name

BubR1 antibody

Recommended Dilution:

WB: 1:500-1:5000

Immunogen

[Human BUB1B Recombinant protein \(GST tag\)](#)

IHC: 1:10-1:100

IF: 1:20-1:200


Specificity

Human, Mouse; other species not tested.

Validations

Antibody description

BubR1 Rabbit Polyclonal antibody. Positive IHC detected in human colon cancer tissue. Positive IF detected in SKOV-3 cells. Positive WB detected in mouse testis tissue, HeLa cells, human testis tissue, K-562 cells. Observed molecular weight by Western-blot: 120-130 kDa



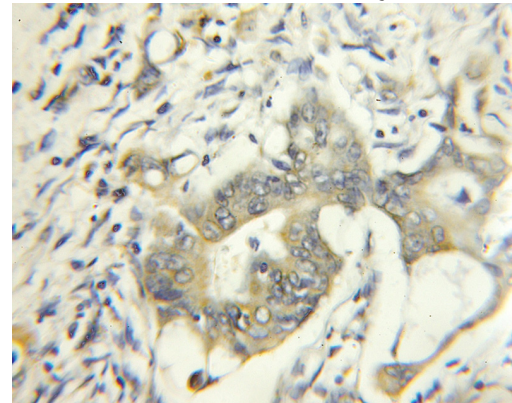
Preparation

This antibody was obtained by immunization of BubR1 recombinant protein (Accession Number: NM_001211). Purification method: Antigen affinity purified.

mouse testis tissue were subjected to SDS PAGE followed by western blot with Catalog No:108553(BUB1B antibody) at dilution of 1:500

Formulation

PBS with 0.1% sodium azide and 50% glycerol pH 7.3.



Storage

Store at -20°C. DO NOT ALIQUOT

Clonality

Polyclonal

Immunohistochemical of paraffin-embedded human colon cancer using Catalog No:108553(BUB1B antibody) at dilution of 1:10 (under 10x lens)

Ig Type

Rabbit IgG

Applications

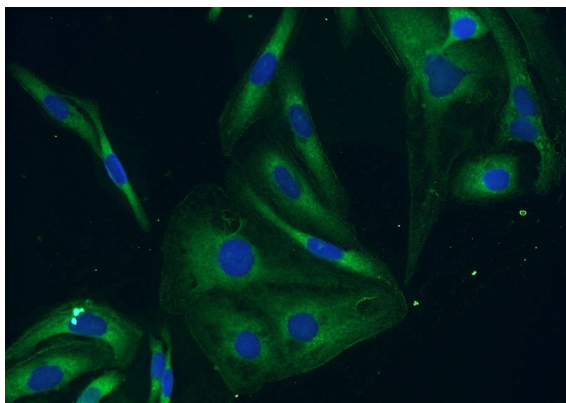
ELISA, WB, IHC, IF

Dilutions

BubR1 antibody



Catalog Number: 108553



Immunofluorescent analysis of SKOV-3 cells using Catalog No:108553(BUB1B Antibody) at dilution of 1:50 and Alexa Fluor 488-conjugated AffiniPure Goat Anti-Rabbit IgG(H+L)