

BLK antibody



Catalog Number: 108450

Product name

BLK antibody

IP: 1:200-1:2000

IHC: 1:10-1:100

Specificity

Human, Mouse, Rat; other species not tested.

Antibody description

BLK Rabbit Polyclonal antibody. Positive IHC detected in human pancreas cancer tissue. Positive IP detected in SH-SY5Y cells. Positive WB detected in SH-SY5Y cells. Observed molecular weight by Western-blot: 58 kDa

Preparation

This antibody was obtained by immunization of BLK recombinant protein (Accession Number: NM_001715). Purification method: Antigen affinity purified.

Formulation

PBS with 0.1% sodium azide and 50% glycerol pH 7.3.

Storage

Store at -20°C. DO NOT ALIQUOT

Clonality

Polyclonal

Ig Type

Rabbit IgG

Applications


ELISA, WB, IHC, IP

Dilutions

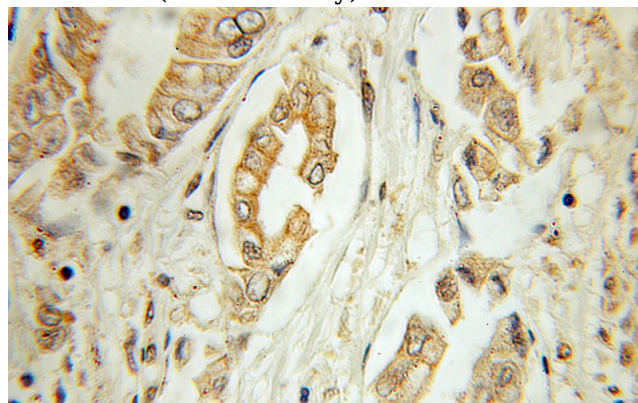
Recommended Dilution:

WB: 1:500-1:5000

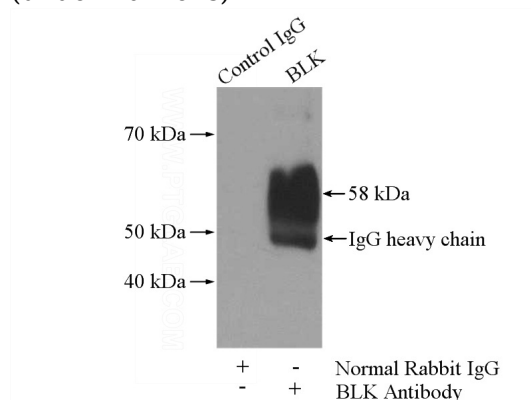
Validations



SH-SY5Y cells were subjected to SDS PAGE followed by western blot with Catalog No:117185(BLK antibody) at dilution of 1:500



Immunohistochemical of paraffin-embedded human pancreas cancer using Catalog No:117185(BLK antibody) at dilution of 1:10 (under 10x lens)



IP Result of anti-BLK (IP:Catalog No:117185, 4ug;

BLK antibody



Catalog Number: 108450

Detection:Catalog No:117185 1:500) with SH- SY5Y cells lysate 1600ug.