

# BCKDHB antibody



Catalog Number: 108386

## General Information

### Product name:

BCKDHB antibody

### Immunogen:

### Applications:

ELISA, WB, IHC

### Specificity:

Human, Mouse, Rat; other species not tested.

### Antibody description:

BCKDHB Rabbit Polyclonal antibody. Positive WB detected in HEK-293 cells, Transfected HEK-293 cells. Positive IHC detected in human renal cell carcinoma tissue, human liver cancer tissue. Observed molecular weight by Western-blot: 43 kDa

## Properties

### Preparation:

This antibody was obtained by immunization of BCKDHB recombinant protein (Accession Number: BC040139). Purification method: Antigen affinity purified.

### Formulation:

PBS with 0.1% sodium azide and 50% glycerol pH 7.3.

### Storage:

Store at -20°C. DO NOT ALIQUOT

### Clonality:

Polyclonal

**Ig Type:** Rabbit IgG


## Applications

Recommended Dilution:

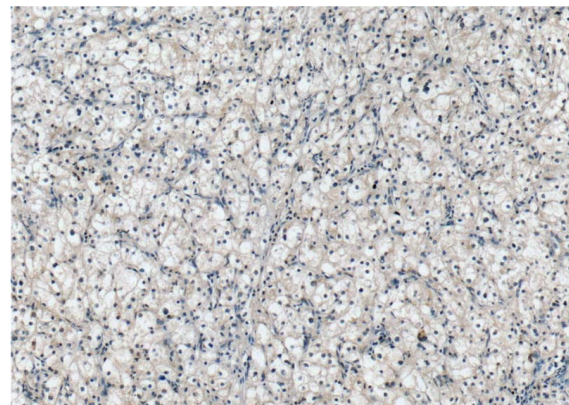
WB: 1:200-1:2000

IHC: 1:20-1:200

## Validations



HEK-293 cells were subjected to SDS PAGE followed by western blot with Catalog No:108386(BCKDHB Antibody) at dilution of 1:600

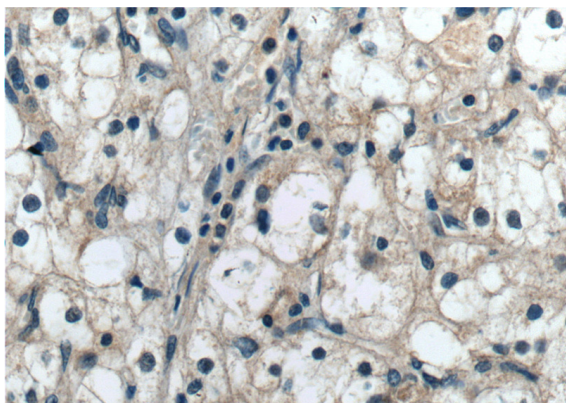


Immunohistochemistry of paraffin-embedded human renal cell carcinoma tissue slide using Catalog No:108386(BCKDHB Antibody) at dilution of 1:50 (under 10x lens)

# BCKDHB antibody

Catalog Number: 108386

---



Immunohistochemistry of paraffin-embedded human renal cell carcinoma tissue slide using Catalog No:108386(BCKDHB Antibody) at dilution of 1:50 (under 40x lens)