

# ATP1B1 antibody



Catalog Number: 108344

## Product name

ATP1B1 antibody

Recommended Dilution:

WB: 1:500-1:5000

## Specificity

Human, Mouse, Rat; other species not tested.

IP: 1:500-1:5000


IHC: 1:20-1:200

## Antibody description

ATP1B1 Rabbit Polyclonal antibody. Positive FC detected in HEK-293 cells. Positive IF detected in HEK-293 cells. Positive IHC detected in human brain tissue, human skeletal muscle tissue. Positive WB detected in human heart tissue, human brain tissue, mouse brain tissue. Positive IP detected in mouse brain tissue. Observed molecular weight by Western-blot: 52 kDa

IF: 1:10-1:100

## Validations



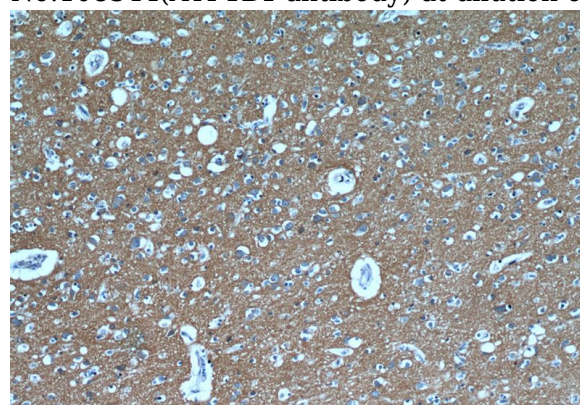
## Preparation

This antibody was obtained by immunization of ATP1B1 recombinant protein (Accession Number: NM\_001677). Purification method: Antigen affinity purified.

human heart tissue were subjected to SDS PAGE followed by western blot with Catalog No:108344(ATP1B1 antibody) at dilution of 1:400

## Formulation

PBS with 0.02% sodium azide and 50% glycerol pH 7.3.



## Storage

Store at -20°C. DO NOT ALIQUOT

## Clonality

Polyclonal

## Ig Type

Rabbit IgG

Immunohistochemical of paraffin-embedded human brain using Catalog No:108344(ATP1B1 antibody) at dilution of 1:50 (under 10x lens)

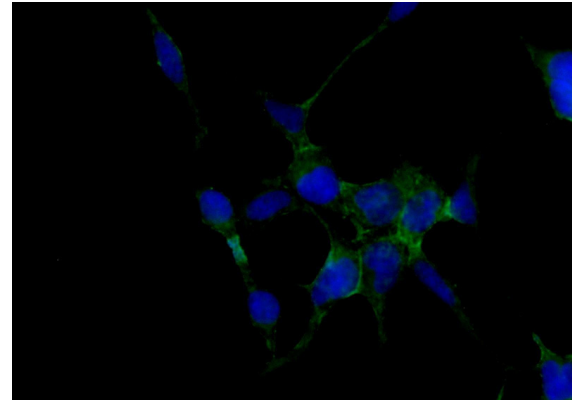
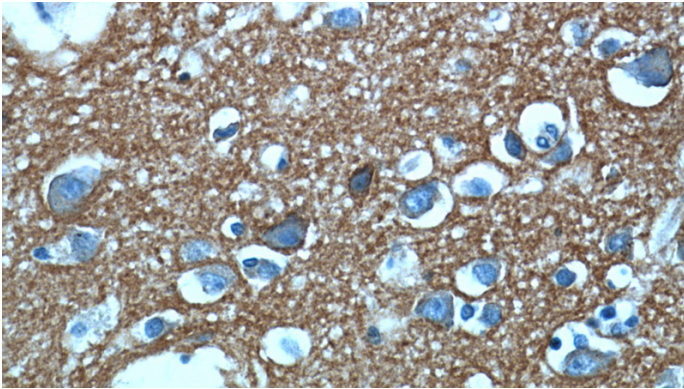
## Applications

ELISA, WB, IHC, FC, IF, IP

## Dilutions

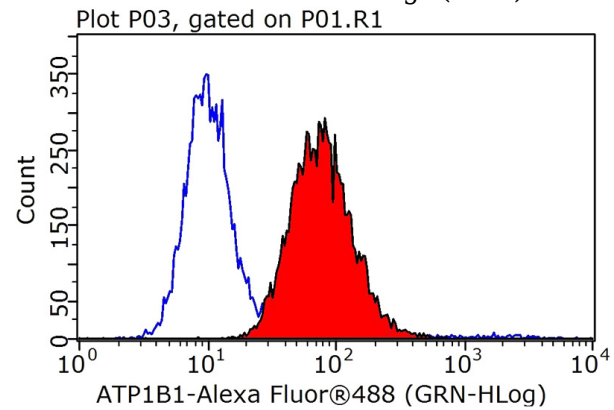
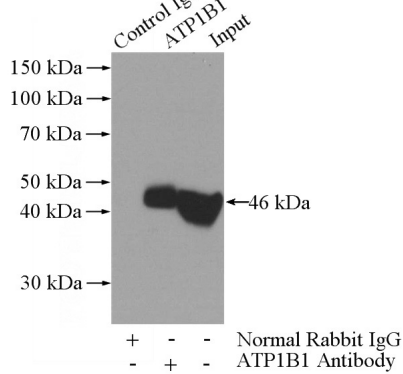
# ATP1B1 antibody

Catalog Number: 108344



Immunohistochemical of paraffin-embedded human brain using Catalog No:108344(ATP1B1 antibody) at dilution of 1:50 (under 40x lens)

Immunofluorescent analysis of HEK-293 cells using Catalog No:108344(ATP1B1 Antibody) at dilution of 1:25 and Alexa Fluor 488-conjugated AffiniPure Goat Anti-Rabbit IgG(H+L)



IP Result of anti-ATP1B1 (IP:Catalog No:108344, 3ug; Detection:Catalog No:108344 1:1000) with mouse brain tissue lysate 4000ug.

1X10<sup>6</sup> HEK-293 cells were stained with 0.2ug ATP1B1 antibody (Catalog No:108344, red) and control antibody (blue). Fixed with 90% MeOH blocked with 3% BSA (30 min). Alexa Fluor 488-conjugated AffiniPure Goat Anti-Rabbit IgG(H+L) with dilution 1:1000.