

Annexin VII antibody



Catalog Number: 108098

Product name

Annexin VII antibody

Recommended Dilution:

WB: 1:200-1:2000

Specificity

Human, Mouse; other species not tested.

IP: 1:200-1:2000

IHC: 1:20-1:200

Antibody description

Annexin VII Rabbit Polyclonal antibody. Positive IP detected in mouse heart tissue. Positive WB detected in mouse heart tissue, Jurkat cells, L02 cells, mouse brain tissue, mouse lung tissue. Positive IHC detected in human pancreas tissue, human colon cancer tissue, human heart tissue. Observed molecular weight by Western-blot: 47 kDa, 51 kDa

Preparation

This antibody was obtained by immunization of Annexin VII recombinant protein (Accession Number: XM_017016163). Purification method: Antigen affinity purified.

Formulation

PBS with 0.1% sodium azide and 50% glycerol pH 7.3.

Storage

Store at -20°C. DO NOT ALIQUOT

Clonality

Polyclonal

Ig Type


Rabbit IgG

Applications

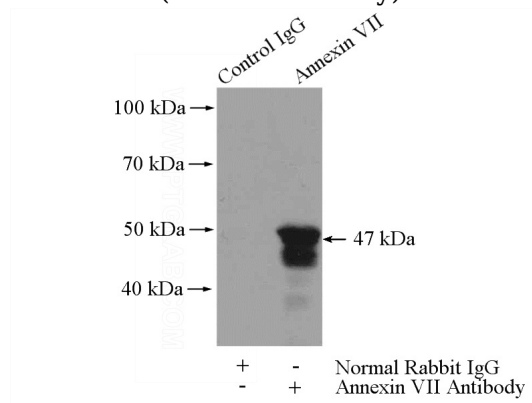
ELISA, WB, IHC, IP

Dilutions

Validations



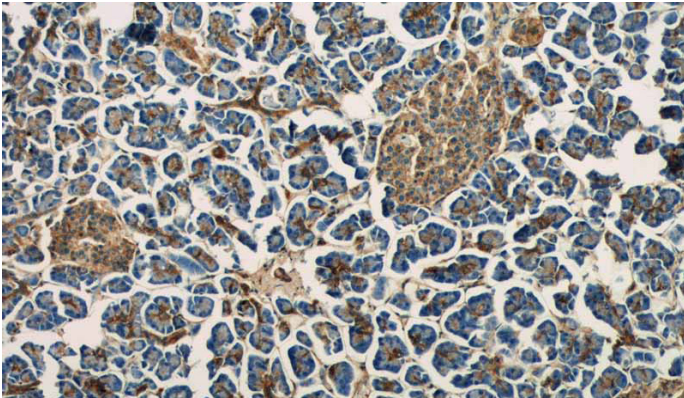
mouse heart tissue were subjected to SDS PAGE followed by western blot with Catalog No:108098(ANXA7 antibody) at dilution of 1:1000



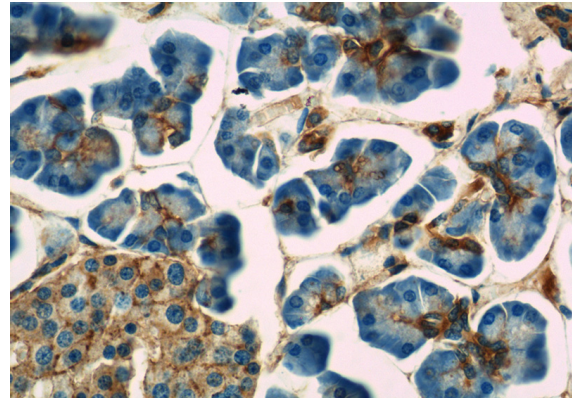
IP Result of anti-ANXA7 (IP:Catalog No:108098, 4ug; Detection:Catalog No:108098 1:800) with mouse heart tissue lysate 3200ug.

Annexin VII antibody

Catalog Number: 108098



Immunohistochemistry of paraffin-embedded human pancreas tissue slide using Catalog No:108098(ANXA7 Antibody) at dilution of 1:50 (under 10x lens)



Immunohistochemistry of paraffin-embedded human pancreas tissue slide using Catalog No:108098(ANXA7 Antibody) at dilution of 1:50 (under 40x lens)