

PEX5 antibody

Catalog Number: 107465

Product name

PEX5 antibody

Immunogen

[Human PEX5 Recombinant protein \(His tag\)](#)

Specificity

Human, Pig, Rat; other species not tested.

Antibody description

PEX5 Mouse Monoclonal antibody. Positive WB detected in pig brain tissue, fetal human brain tissue. Positive IHC detected in human liver tissue, human kidney tissue. Observed molecular weight by Western-blot: 70 kDa

Preparation

This antibody was obtained by immunization of PEX5 recombinant protein (Accession Number: XM_047429267). Purification method: Protein G purified.

Formulation

PBS with 0.02% sodium azide and 50% glycerol pH 7.3.

Storage

Store at -20°C. DO NOT ALIQUOT

Clonality

Monoclonal

Ig Type

Mouse IgG1

Applications

ELISA, WB, IHC


Dilutions

Recommended Dilution:

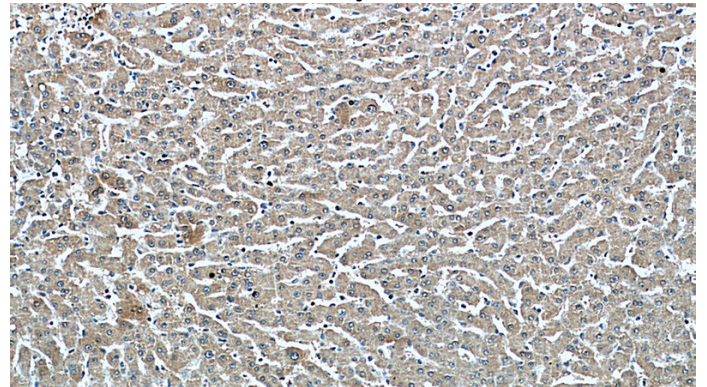
WB: 1:500-1:5000

IHC: 1:50-1:500

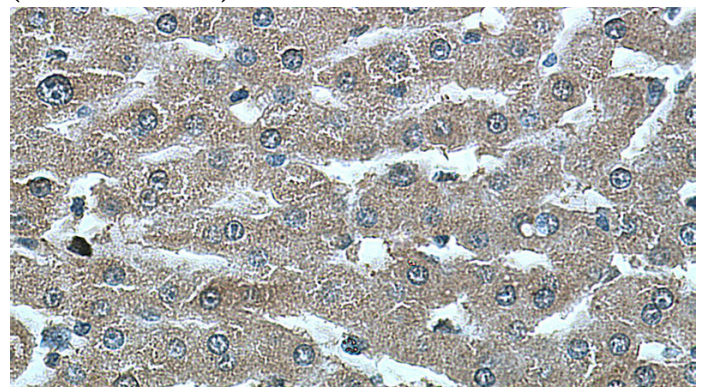
Validations



pig brain tissue were subjected to SDS PAGE followed by western blot with Catalog No:107465(PEX5 Antibody) at dilution of 1:1000



Immunohistochemistry of paraffin-embedded human liver tissue slide using Catalog No:107465(PEX5 Antibody) at dilution of 1:200 (under 10x lens).



PEX5 antibody



Catalog Number: 107465

Immunohistochemistry of paraffin-embedded human liver tissue slide using Catalog

No:107465(PEX5 Antibody) at dilution of 1:200 (under 40x lens).