

PCNA antibody



Catalog Number: 107458

General Information

Product name:

PCNA antibody

Immunogen:

[Human PCNA Recombinant protein \(His tag\)](#)

Applications:

ELISA, IHC, FC, IP, WB

Specificity:

Human, Mouse; other species not tested.

Antibody description:

PCNA Mouse Monoclonal antibody. Positive FC detected in MCF-7 cells. Positive IHC detected in human breast cancer tissue. Positive WB detected in HEK-293 cells, HepG2 cells. Positive IP detected in HepG2 cells. Observed molecular weight by Western-blot: 36 kDa

Properties

Preparation:

This antibody was obtained by immunization of PCNA recombinant protein (Accession Number: BC000491). Purification method: Protein G purified.

Formulation:

PBS with 0.1% sodium azide and 50% glycerol pH 7.3.

Storage:

Store at -20°C. DO NOT ALIQUOT

Clonality:

Monoclonal

Ig Type: Mouse IgG1

Applications

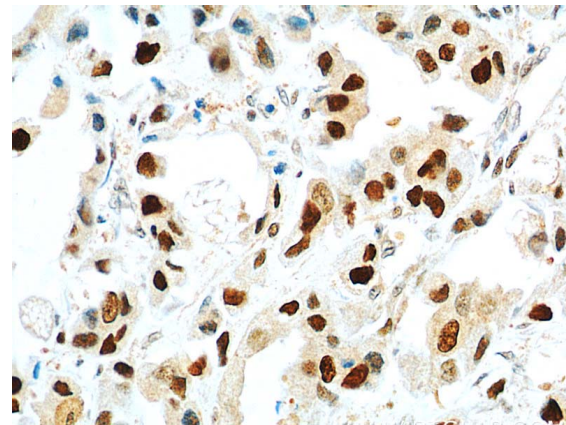
Recommended Dilution:

WB: 1:5000-1:50000

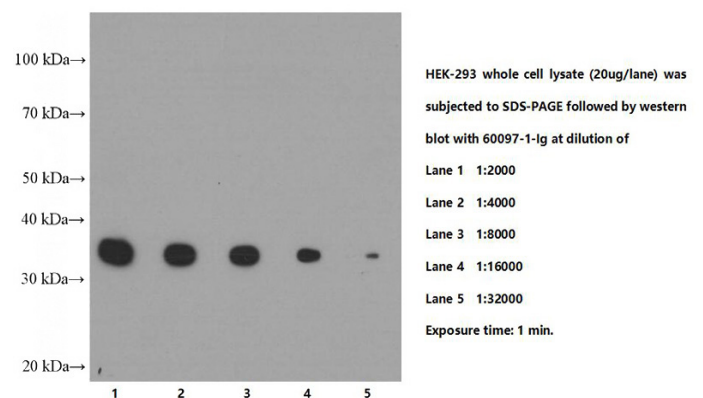
IP: 1:200-1:1000

IHC: 1:20-1:200

Validations



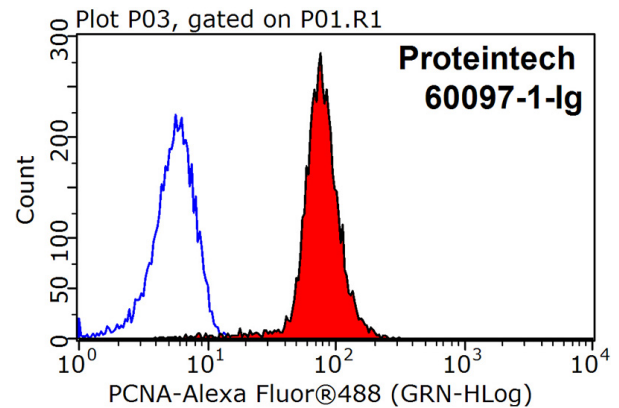
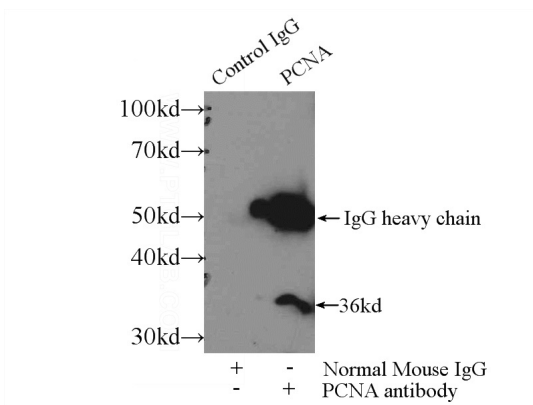
Immunohistochemical of paraffin-embedded human breast cancer using Catalog No:117335(PCNA antibody) at dilution of 1:800 (under 40x lens)



HEK-293 cells were subjected to SDS PAGE followed by western blot with Catalog No:117335(PCNA Antibody) at various dilution.

PCNA antibody

Catalog Number: 107458



IP Result of anti-PCNA (IP:Catalog No:117335, 4ug; Detection:Catalog No:117335 1:300) with HepG2 cells lysate 3000ug.

1×10^6 MCF-7 cells were stained with 0.2ug PCNA antibody (Catalog No:117335, red) and control antibody (blue). Fixed with 90% MeOH blocked with 3% BSA (30 min). Alexa Fluor 488-conjugated AffiniPure Goat Anti-Mouse IgG(H+L) with dilution 1:1500.