

Kynurenine 3 monooxygenase antibody



Catalog Number: 107367

Product name

Kynurenine 3 monooxygenase antibody

Immunogen

[Human KMO Recombinant protein \(GST tag\)](#)

Specificity

Human, Mouse, Rat; other species not tested.

Antibody description

Kynurenine 3 monooxygenase Mouse Monoclonal antibody. Positive WB detected in HEK-293 cells, HeLa cells, human heart tissue, mouse brain tissue, SKOV-3 cells. Positive IHC detected in human heart tissue, human liver tissue, human ovary tissue, human skin tissue. Positive IF detected in C6 cells. Observed molecular weight by Western-blot: 56 kDa

Preparation

This antibody was obtained by immunization of Kynurenine 3 monooxygenase recombinant protein (Accession Number: BC005297). Purification method: Caprylic acid/ammonium sulfate precipitation.

Formulation

PBS with 0.1% sodium azide and 50% glycerol pH 7.3.

Storage

Store at -20°C. DO NOT ALIQUOT

Clonality

Monoclonal

Ig Type

Mouse IgG1

Applications

ELISA, IHC, IF, WB

Dilutions

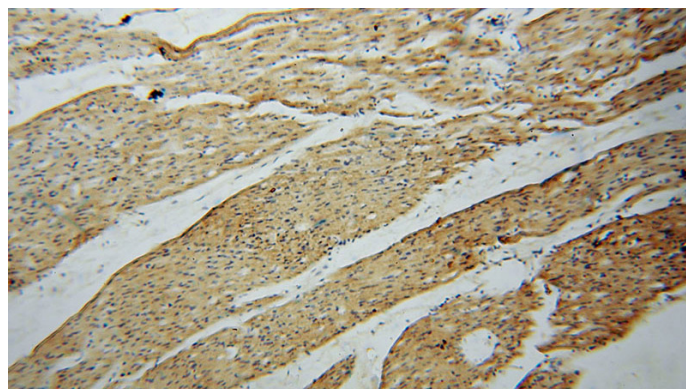
Recommended Dilution:

WB: 1:500-1:5000

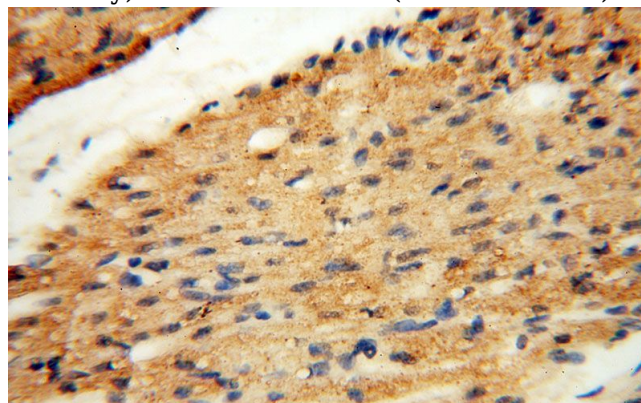
IHC: 1:20-1:200

IF: 1:10-1:100

Validations



Immunohistochemical of paraffin-embedded human heart using Catalog No:107367(KMO antibody) at dilution of 1:50 (under 10x lens)

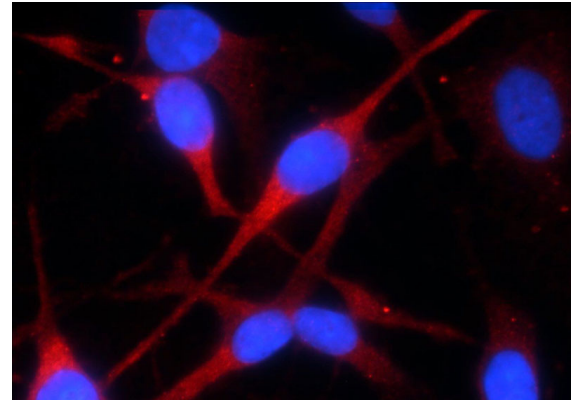
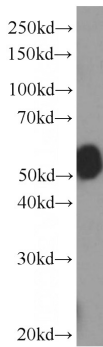


Immunohistochemical of paraffin-embedded human heart using Catalog No:107367(KMO antibody) at dilution of 1:50 (under 40x lens)

Kynurenine 3 monooxygenase antibody



Catalog Number: 107367



HEK-293 cells were subjected to SDS PAGE followed by western blot with Catalog No:107367(KMO Antibody) at dilution of 1:1000

Immunofluorescent analysis of C6 cells using Catalog No:107367(KMO Antibody) at dilution of 1:25 and Rhodamine-Goat anti-Mouse IgG