

IA-2/PTPRN antibody



Catalog Number: 107271

Product name

IA-2/PTPRN antibody

IHC: 1:20-1:200

IF: 1:10-1:100


Specificity

Human; other species not tested.

Validations

Antibody description

IA-2/PTPRN Mouse Monoclonal antibody. Positive IF detected in HepG2 cells. Positive IHC detected in human brain tissue. Positive WB detected in Human brain, human brain tissue. Observed molecular weight by Western-blot: 60 kDa



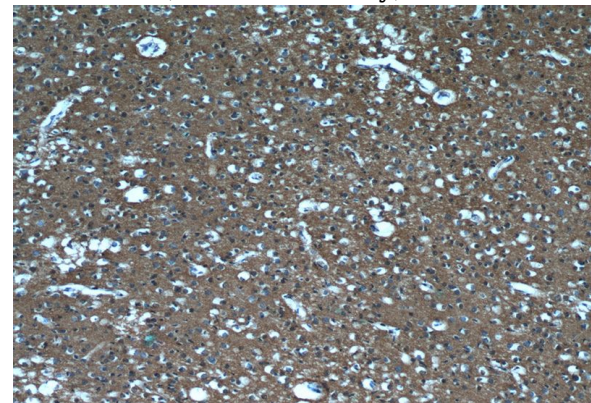
Preparation

This antibody was obtained by immunization of IA-2/PTPRN recombinant protein (Accession Number: BC007713). Purification method: Protein A purified.

human brain tissue were subjected to SDS PAGE followed by western blot with Catalog No:107271(PTPRN antibody) at dilution of 1:500

Formulation

PBS with 0.02% sodium azide and 50% glycerol pH 7.3.



Storage

Store at -20°C. DO NOT ALIQUOT

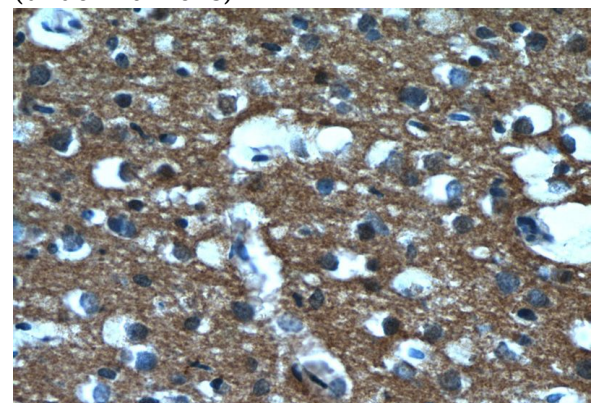
Clonality

Monoclonal

Immunohistochemistry of paraffin-embedded human brain tissue slide using Catalog No:107271(PTPRN Antibody) at dilution of 1:50 (under 10x lens)

Ig Type

IgG3



Applications

ELISA, WB, IF, IHC

Dilutions

Recommended Dilution:

WB: 1:200-1:2000

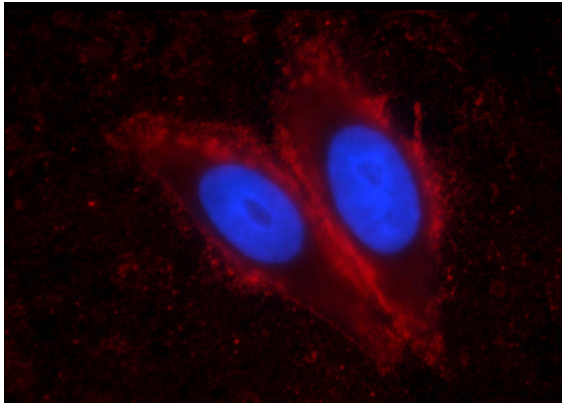
Immunohistochemistry of paraffin-embedded

IA-2/PTPRN antibody



Catalog Number: 107271

human brain tissue slide using Catalog No:107271(PTPRN Antibody) at dilution of 1:50 (under 40x lens)



Immunofluorescent analysis of HepG2 cells using Catalog No:107271(PTPRN Antibody) at dilution of 1:25 and Rhodamine-Goat anti-Mouse IgG