

# Cytokeratin 14 antibody

Catalog Number: 107229

## Product name

Cytokeratin 14 antibody

## Immunogen

[Human KRT14 Recombinant protein \(GST tag\)](#)

## Specificity

Human, Mouse; other species not tested.

## Antibody description

Cytokeratin 14 Mouse Monoclonal antibody. Positive IHC detected in human cervical cancer tissue, human skin tissue. Positive IF detected in A431 cells. Positive WB detected in A431 cells, mouse skin tissue. Observed molecular weight by Western-blot: 52 kDa

## Preparation

This antibody was obtained by immunization of Cytokeratin 14 recombinant protein (Accession Number: NM\_000526). Purification method: Protein G purified.

## Formulation

PBS with 0.02% sodium azide and 50% glycerol pH 7.3.

## Storage

Store at -20°C. DO NOT ALIQUOT

## Clonality

Monoclonal

## Ig Type

Mouse IgG1

## Applications

ELISA, WB, IF, IHC

## Dilutions

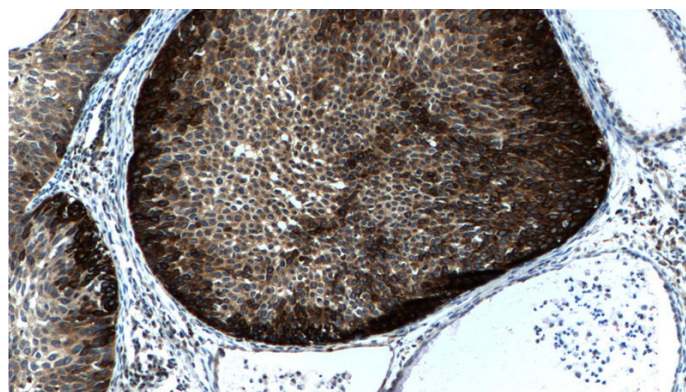
Recommended Dilution:

WB: 1:500-1:2000

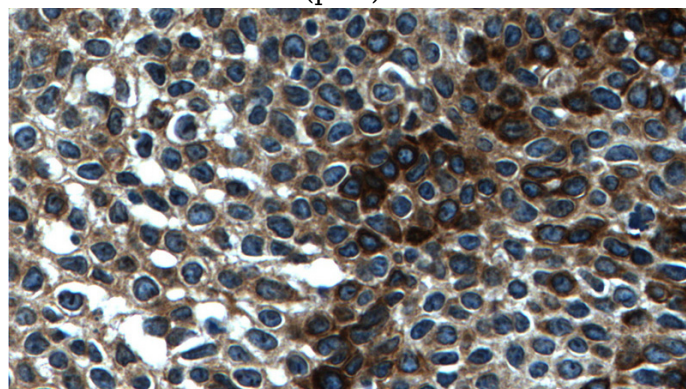
IHC: 1:50-1:500

IF: 1:20-1:200

## Validations



Immunohistochemistry of paraffin-embedded human cervical cancer tissue slide using Catalog No:107229(KRT14 Antibody) at dilution of 1:200 (under 10x lens). heat mediated antigen retrieved with Tris-EDTA buffer(pH9).

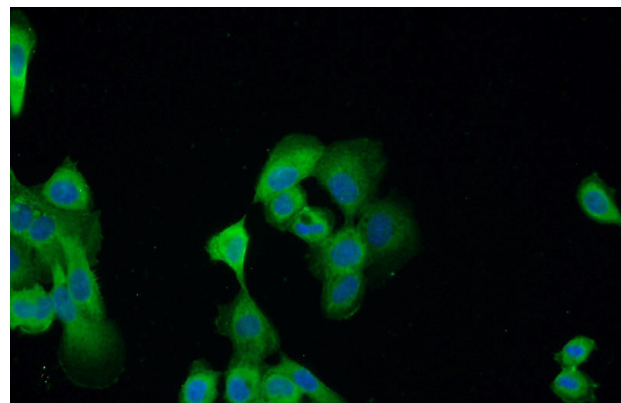
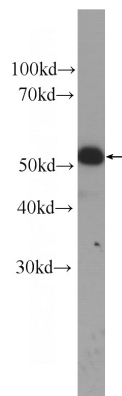


Immunohistochemistry of paraffin-embedded human cervical cancer tissue slide using Catalog No:107229(KRT14 Antibody) at dilution of 1:200 (under 40x lens). heat mediated antigen retrieved

# Cytokeratin 14 antibody

Catalog Number: 107229

---



with Tris-EDTA buffer(pH9).

A431 cells were subjected to SDS PAGE followed by western blot with Catalog No:107229(KRT14 Antibody) at dilution of 1:500

Immunofluorescent analysis of A431 cells using Catalog No:107229(KRT14 Antibody) at dilution of 1:50 and Alexa Fluor 488-conjugated AffiniPure Goat Anti-Mouse IgG(H+L)