

Anti-RBP4 antibody



Catalog Number: 103449

Product name

Anti-RBP4 antibody

Immunogen

[Rat RBP4 \(His Tag\) recombinant protein](#)

Specificity

Rat RBP4

Antibody description

Rabbit polyclonal to RBP4

Preparation

Produced in rabbits immunized with purified, recombinant Rat RBP4 (rR RBP4; NP_037294.1; Met 1-Leu 201). RBP4 specific IgG was purified by Rat RBP4 affinity chromatography.

Formulation

0.2 µm filtered solution in PBS with 5% trehalose

Storage

This antibody can be stored at 2°C-8°C for one month without detectable loss of activity. Antibody products are stable for twelve months from date of receipt when stored at -20°C to -80°C.

Preservative-Free.

Sodium azide is recommended to avoid contamination (final concentration 0.05%-0.1%). It is toxic to cells and should be disposed of properly. Avoid repeated freeze-thaw cycles.

Clonality

Polyclonal

Ig Type

Rabbit IgG

Applications

ELISA, WB, IHC-P

Dilutions

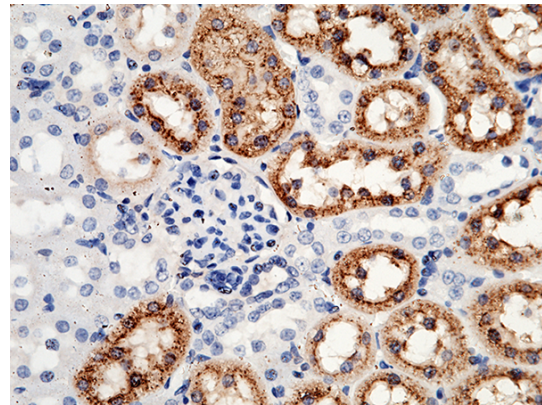
WB: 0.1-0.2 µg/ml

ELISA: 0.1-0.2 µg/mL

This antibody can be used at 0.1-0.2 µg/mL with the appropriate secondary reagents to detect Rat RBP4. The detection limit for Rat RBP4 is approximately 0.00245 ng/well.

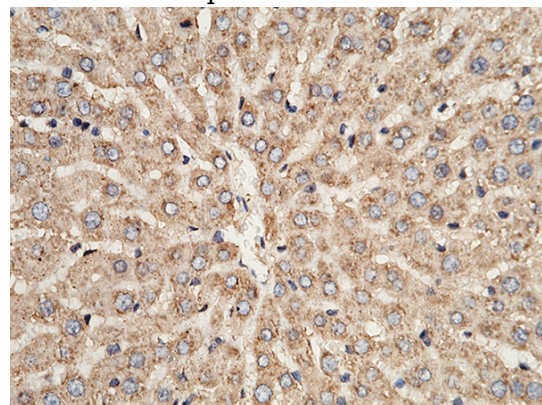
IHC-P: 0.1-2 µg/mL

Validations



RBP4 Antibody, Rabbit PAb, Antigen Affinity Purified, Immunohistochemistry

Immunochemical staining of rat RBP4 in rat kidney with rabbit polyclonal antibody (1 µg/mL, formalin-fixed paraffin embedded sections).



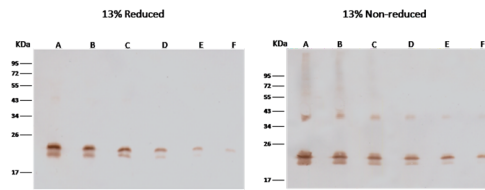
RBP4 Antibody, Rabbit PAb, Antigen Affinity Purified, Immunohistochemistry

Anti-RBP4 antibody



Catalog Number: 103449

Immunochemical staining of rat RBP4 in rat liver with rabbit polyclonal antibody (1 µg/mL, formalin-fixed paraffin embedded sections).



Items \ Lanes	A	B	C	D	E	F
Sample	Purified recombinant rat RBP4 protein					
Sample Volume (ng/lane)	16	8	4	2	1	0.5
Gel	13% SDS-PAGE gel					
Primary Antibody Concentration	0.2 µg/ml					
Secondary Antibody	Peroxidase-conjugated affinityPure Goat anti Rabbit IgG (H+L) 0.5 µg/ml					

RBP4 Antibody, Rabbit PAb, Antigen Affinity Purified, Western blot