

# Anti-ASGPR1 antibody



Catalog Number: 103114

## Product name

Anti-ASGPR1 antibody

## Immunogen

[Mouse ASGPR1 \(His Tag\) recombinant protein](#)

## Specificity

Mouse ASGPR1 / ASGR1

## Antibody description

Rabbit polyclonal to ASGPR1

## Preparation

Produced in rabbits immunized with purified, recombinant Mouse ASGPR1 / ASGR1 (rM ASGPR1 / ASGR1; NP\_033844.1; Ser 60-Asn 284). ASGPR1 / ASGR1 specific IgG was purified by Mouse ASGPR1 / ASGR1 affinity chromatography.

## Formulation

0.2 µm filtered solution in PBS with 5% trehalose

## Storage

This antibody can be stored at 2°C-8°C for one month without detectable loss of activity. Antibody products are stable for twelve months from date of receipt when stored at -20°C to -80°C.

Preservative-Free.

Sodium azide is recommended to avoid contamination (final concentration 0.05%-0.1%). It is toxic to cells and should be disposed of properly. Avoid repeated freeze-thaw cycles.

## Clonality

Polyclonal

## Ig Type

Rabbit IgG

## Applications

ELISA, WB, IHC-P, IP

## Dilutions

WB: 10-50 µg/mL

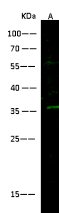
ELISA: 0.5-1.0 µg/mL

This antibody can be used at 0.5-1.0 µg/mL with the appropriate secondary reagents to detect Mouse ASGR1. The detection limit for Mouse ASGR1 is 0.00245 ng/well.

IHC-P: 0.1-2 µg/mL

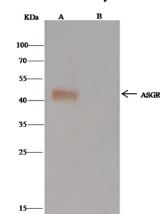
IP: 1-4 µg/mg of lysate

## Validations



Lanes	A
Items	
Sample (whole cell lysate)	NIH3T3
Sample volume (µg/lane)	30
Gel	13% SDS-PAGE reducing gel
Recommended concentration	10-50 µg/ml
Secondary Antibody	Dylight 800-labeled Antibody to Rabbit IgG (H+L), at 1:5000 dilution.
Developed using	Odyssey imaging system
Explanation	Predicted band size : 33 kDa Observed band size : 36 kDa

ASGPR1 / ASGR1 Antibody, Rabbit PAb, Antigen Affinity Purified, Western blot



Lanes	A	B
Items		
Sample (whole cell lysate)	HepG2	
Sample quantity	0.5 mg	
IP antibody type	mASGR1-IP02	Rabbit blank IgG
IP antibody quantity	2 µg	
Protein G agarose	15 µl of 50% Protein G Agarose	
Gel	13% SDS-PAGE reducing gel	
Primary antibody	mASGR1 antibody at 10 µg/ml	
Secondary antibody	Clean-Blot IP Detection Reagent (HRP) at 1:1000 dilution	

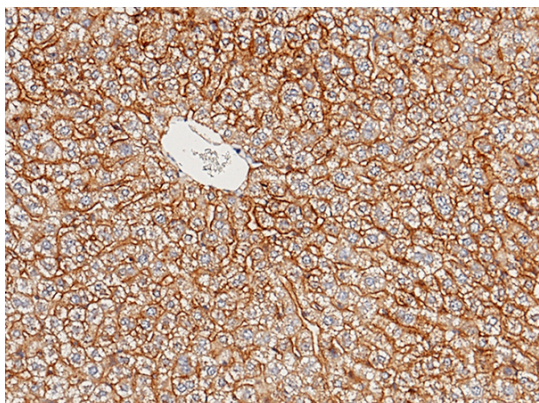
ASGPR1 / ASGR1 Antibody, Rabbit PAb, Antigen Affinity Purified

# Anti-ASGPR1 antibody



Catalog Number: 103114

---



ASGPR1 / ASGR1 Antibody, Rabbit PAb, Antigen Affinity Purified, Immunohistochemistry

Immunochemical staining of mouse ASGR1 in mouse liver with rabbit polyclonal antibody (1  $\mu$ g/mL, formalin-fixed paraffin embedded sections).