

Anti-CaM Kinase 4/CaMKIV antibody



Catalog Number: 100657

Product name

Anti-CaM Kinase 4/CaMKIV antibody

Immunogen

[Mouse CaM Kinase 4/CaMKIV \(His & GST Tag\) recombinant protein](#)

Specificity

Mouse CAMK4 / CaMKIV

Antibody description

Rabbit polyclonal to CaM Kinase 4/CaMKIV

Preparation

Produced in rabbits immunized with purified, recombinant Mouse CAMK4 / CaMKIV (rM CAMK4 / CaMKIV; P08414; Met1-Tyr469). CAMK4 / CaMKIV specific IgG was purified by Mouse CAMK4 / CaMKIV affinity chromatography.

Formulation

0.2 µm filtered solution in PBS with 5% trehalose

Storage

This antibody can be stored at 2°C-8°C for one month without detectable loss of activity. Antibody products are stable for twelve months from date of receipt when stored at -20°C to -80°C.

Preservative-Free.

Sodium azide is recommended to avoid contamination (final concentration 0.05%-0.1%). It is toxic to cells and should be disposed of properly. Avoid repeated freeze-thaw cycles.

Clonality

Polyclonal

Ig Type

Rabbit IgG

Applications

ELISA, WB, IHC-P, IP

Dilutions

WB: 10-20 µg/mL

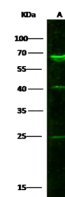
ELISA: 0.1-0.2 µg/mL

This antibody can be used at 0.1-0.2 µg/mL with the appropriate secondary reagents to detect Mouse CAMK4 / CaMKIV. The detection limit for Mouse CAMK4 / CaMKIV is approximately 0.00245 ng/well.

IHC-P: 0.1-1µg/mL

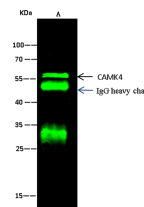
IP: 1-4 µg/mg of lysate

Validations



Items	Lanes	A
Sample (whole cell lysate)		Jurkat
Sample Volume (µg/lane)		30
Gel		13% SDS-PAGE reducing gel
Recommended Concentration		10-20 µg/ml
Secondary Antibody		Dylight 800 labeled Antibody To Rabbit IgG (H+L), at 1:5000 dilution.

CAMK4 / CaMKIV Antibody, Rabbit PAb, Antigen Affinity Purified, Western blot



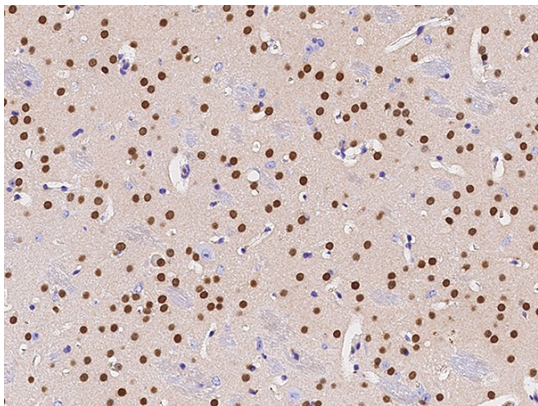
Items	Lanes	A
Sample (whole cell lysate)		Jurkat
Sample quantity		0.5 mg
IP antibody quantity		2 µg
Protein G agarose		15 µl of 50% Protein G Agarose
Gel		13% SDS-PAGE reducing gel
Primary antibody		HG3C mCaMK4 antibody at 10µg/ml [Cat# 58838-RP02]
Secondary antibody		Dylight 800-labeled antibody to rabbit IgG (H+L), at 1:5000 dilution.

CAMK4 / CaMKIV Antibody, Rabbit PAb, Antigen Affinity Purified

Anti-CaM Kinase 4/CaMKIV antibody



Catalog Number: 100657



CAMK4 / CaMKIV Antibody, Rabbit PAb, Antigen Affinity Purified, Immunohistochemistry

Immunochemical staining of mouse CAMK4 in mouse brain with rabbit polyclonal antibody (0.1 $\mu\text{g}/\text{mL}$, formalin-fixed paraffin embedded sections).