

Anti-XRN2 antibody

Catalog Number: 175045

Product name

Anti-XRN2 antibody

Specificity

Human

Antibody description

Mouse monoclonal antibody to XRN2

Preparation

This antigen of this antibody was recombinant protein

Formulation

Liquid, 1*TBBS (pH7.4), 1%BSA, 40%Glycerol.
Preservative: 0.05% Sodium Azide.

Storage

Store at +4°C after thawing. Aliquot store at -20°C or -80°C. Avoid repeated freeze / thaw cycles.

Clonality

Monoclonal

Ig Type

Mouse IgG1

Applications

WB, IHC-P

Dilutions

WB: 1:500-1:2,000

IHC-P: 1:200-1:500

Validations



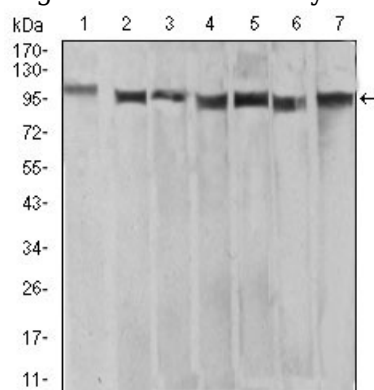


Fig1: Western blot analysis of XRN2 on human XRN2 recombinant protein using anti-XRN2



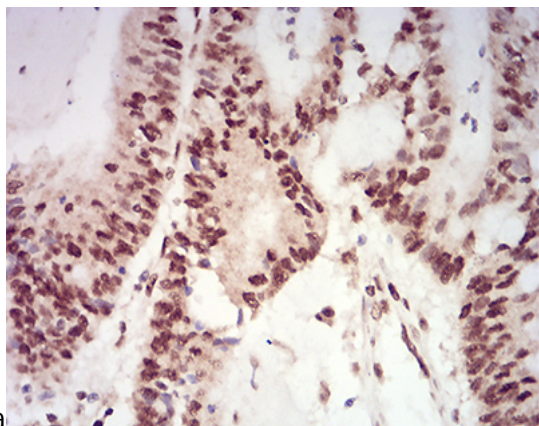
antibody at 1/1,000 dilution.

Fig2: Western blot analysis of XRN2 on HEK293 (1) and XRN2-hIgGfc transfected HEK293 (2) cell lysate using anti-XRN2 antibody at 1/1,000



dilution.

Fig3: Western blot analysis of XRN2 on different cell lysate using anti-XRN2 antibody at 1/1,000 dilution.; Positive control.; Lane 1: Raw264.7; Lane 2: HEK293; Lane 3: NTERA-2; Lane 4: LNCap; Lane 5: HepG2; Lane 6: HEK293; Lane 7:



HeLa

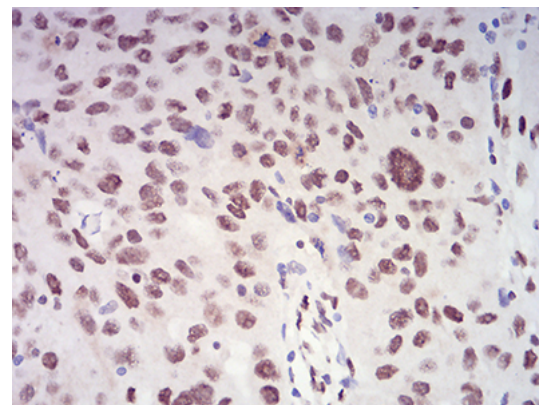


Fig5: Immunohistochemical analysis of paraffin-embedded human ovarian cancer tissue using anti- XRN2 antibody. Counter stained with hematoxylin.

Fig4: Immunohistochemical analysis of paraffin-embedded human colon cancer tissue using anti-XRN2 antibody. Counter stained with hematoxylin.