

Anti-RPA70 (2B11) Mouse antibody



Catalog Number: 168369

Product name

Anti-RPA70 (2B11) Mouse antibody

Specificity

Human, Monkey

Antibody description

RPA70 (2B11) Mouse monoclonal antibody

Preparation

Antigen: Purified recombinant fragment of human RPA1 expressed in E. Coli.

Formulation

Purified antibody in PBS with 0.05% sodium azide

Storage

Store at 4°C short term. Store at -20°C long term. Avoid freeze / thaw cycle.

Clonality

Monoclonal

Ig Type

Mouse IgG1

Applications

WB, IHC-P, ICC/IF, FC

Dilutions

WB: 1/500 - 1/2000

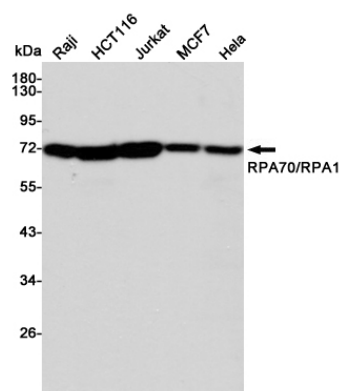
IHC: 1/200 - 1/1000

ICC: 1/200 - 1/1000

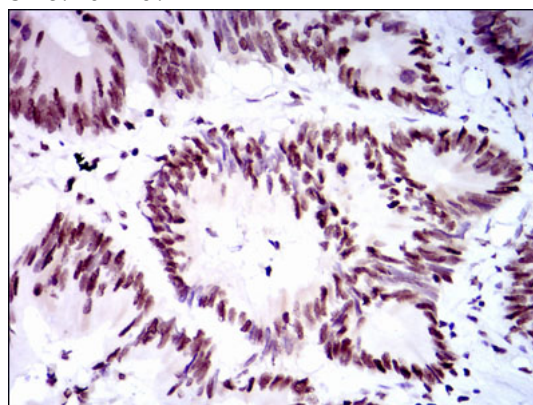
FC: 1/200 - 1/400

ELISA: 1/10000

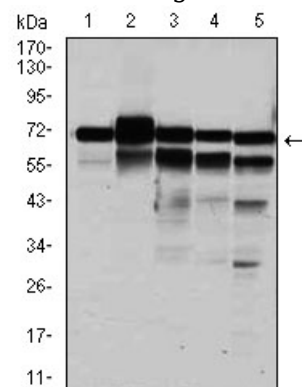
Validations



Western blot detection of RPA70/RPA1 in Raji, HCT116, Jurkat, MCF7 and HeLa cell lysates using RPA70/RPA1 mouse mAb (dilution 1:1000). Predicted band size: 68 kDa. Observed band size: 70 kDa.



Immunohistochemical analysis of paraffin-embedded colon cancer tissues using RPA1 mouse

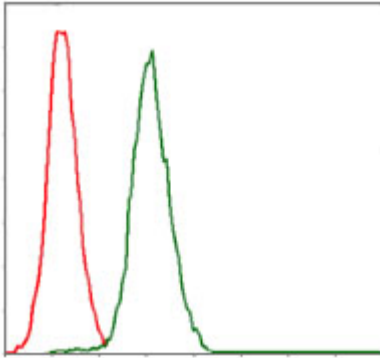


mAb with DAB staining.

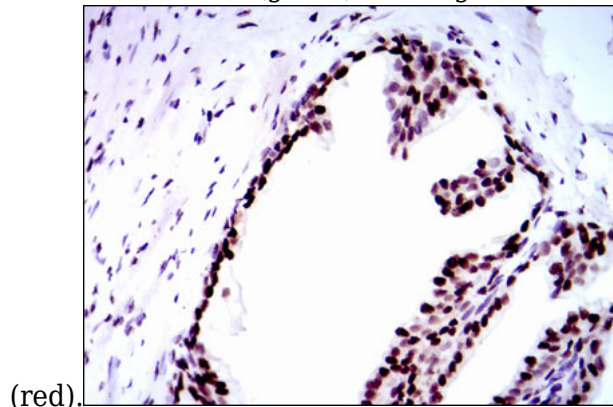
Western blot analysis using RPA1 mouse mAb against HeLa (1), MCF-7 (2), K562 (3), A431 (4), and COS-7 (6) cell lysate.

Anti-RPA70 (2B11) Mouse antibody

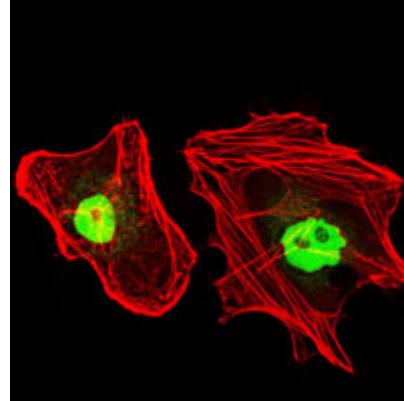
Catalog Number: 168369



Flow cytometric analysis of Jurkat cells using RPA1 mouse mAb (green) and negative control



Immunohistochemical analysis of paraffin-embedded prostate tissues using RPA1 mouse mAb with DAB staining.



Immunofluorescence analysis of HeLa cells using RPA1 mouse mAb (green). Red