

Anti-Aurora A (2E3) Mouse antibody



Catalog Number: 168255

Product name

Anti-Aurora A (2E3) Mouse antibody

Specificity

Human, Monkey

Antibody description

Aurora A (2E3) Mouse monoclonal antibody

Preparation

Antigen: Purified recombinant human Aurora Kinase A protein fragments expressed in E.coli.

Formulation

Ascites containing with 0.03% Proclin300 and 50% glycerol.

Storage

Store at 4°C short term. Store at -20°C long term. Avoid freeze / thaw cycle.

Clonality

Monoclonal

Ig Type

Mouse IgG1

Applications

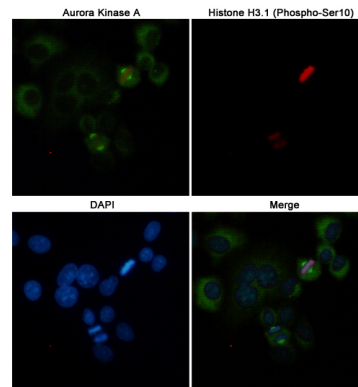
WB, ICC/IF

Dilutions

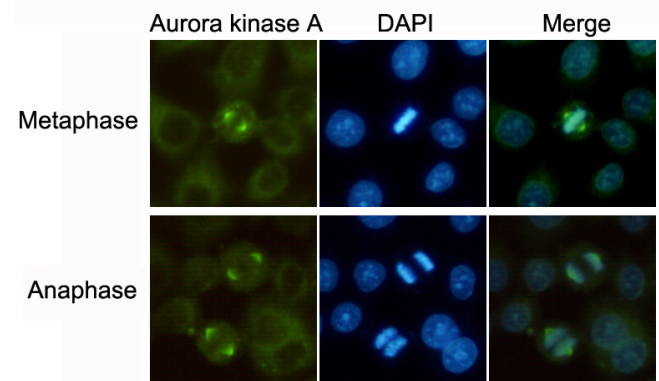
WB: 1/500

;ICC: 1/50

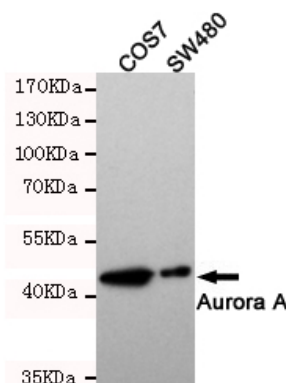
Validations



Immunofluorescent analysis of HeLa cells labeled with Aurora Kinase A(168255,dilution 1:50) mouse mAb (green) and Histone H3.1 (Phospho-Ser10)(310045,dilution 1:100) Rabbit pAb (red). DAPI was used to stain nucleus(blue).



Immunocytochemistry staining of HeLa cells fixed with -20u2103 Methanol and using Aurora Kinase A mouse mAb (dilution 1:100).



Western blot detection of Aurora Kinase A in SW480 and COS7 cell lysates and using Aurora Kinase A mouse mAb (1:500 diluted).Predicted band size: 46KDa.Observed band size:46KDa.