

# Anti-NF-κB p65 (5A10) Mouse antibody



Catalog Number: 168185

## Product name

Anti-NF-κB p65 (5A10) Mouse antibody

## Specificity

Human, Mouse, Rat

## Antibody description

NF-κB p65 (5A10) Mouse monoclonal antibody

## Preparation

Antigen: Synthetic Peptide of NFκB p65

## Formulation

PBS, pH 7.4, containing 0.02% sodium azide as Preservative and 50% Glycerol.

## Storage

Store at 4°C short term. Store at -20°C long term. Avoid freeze / thaw cycle.

## Clonality

Monoclonal

## Ig Type

IgG1

## Applications

WB, IHC-P, IP

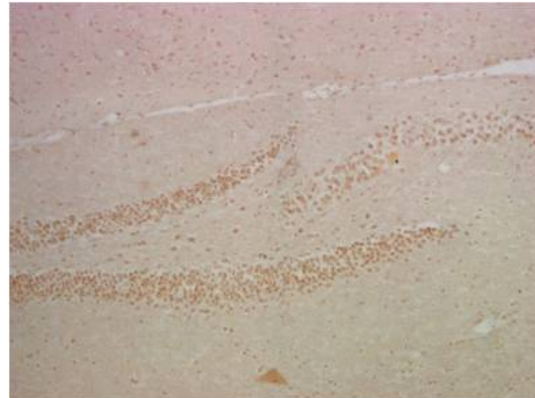
## Dilutions

WB: 1/1000-3000

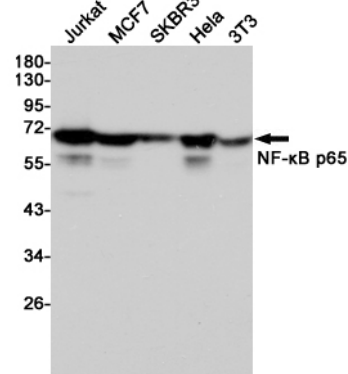
IHC: 1/200

IP:1/200

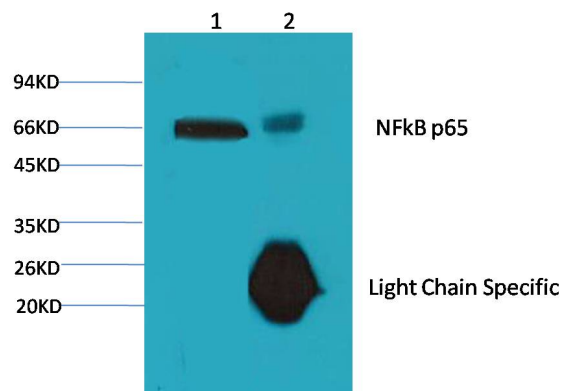
## Validations



IHC staining of mouse hippocampus tissue with NF-κB p65 mouse mAb(14H2) diluted at 1:200.



Western blot detection of NF-κB p65 in Jurkat, MCF7, SKBR3, HeLa and 3T3 cell lysates using NF-κB p65 mouse mAb(dilution 1:1000). Predicted band size:65kDa. Observed band size:65kDa.



1) Input: HeLa Cell Lysate 2) IP product: IP dilute 1:200