

Anti-NF- κ B p65 (3D2) Mouse antibody



Catalog Number: 168064

Product name

Anti-NF- κ B p65 (3D2) Mouse antibody

Specificity

Human, Mouse, Rat

Antibody description

NF- κ B p65 (3D2) Mouse monoclonal antibody

Preparation

Antigen: Recombinant Protein of Transcription factor p65

Formulation

PBS, pH 7.4, containing 0.02% sodium azide as Preservative and 50% Glycerol.

Storage

Store at 4°C short term. Store at -20°C long term. Avoid freeze / thaw cycle.

Clonality

Monoclonal

Ig Type

IgG1

Applications

WB, IHC-P, ICC/IF, IP

Dilutions

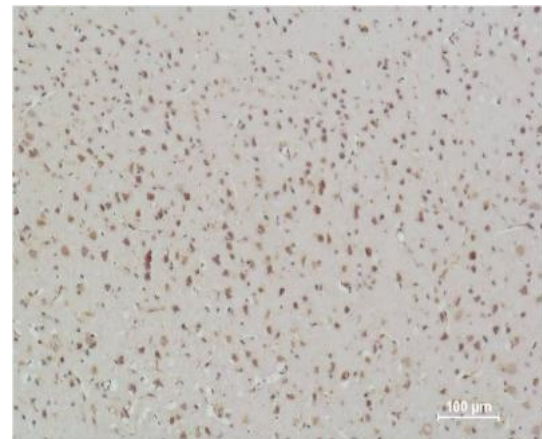
WB: 1/500-2000

IP:1/20

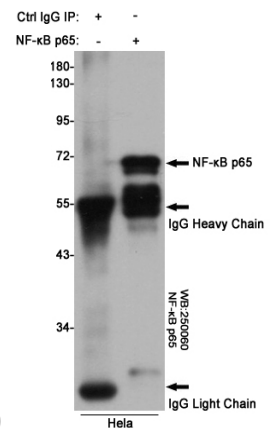
IF: 1/50-1/100

IHC: 1/50-300

Validations

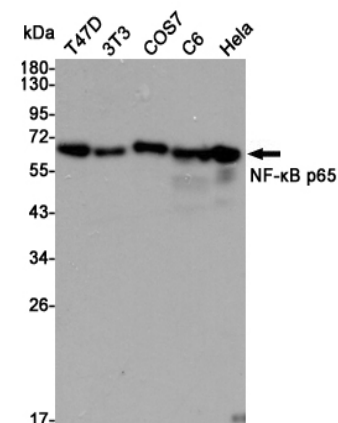


Immunohistochemical analysis of paraffin-embedded Rat Brain Tissue using NF κ B p65



Mouse mAb diluted at 1:500.

Immunoprecipitation analysis of HeLa cell lysates using NF- κ B p65 (3D2) Mouse mAb.

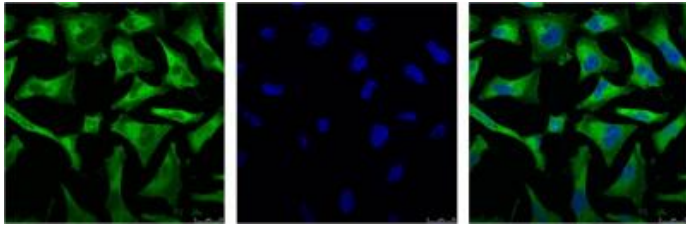


Western blot detection of NF- κ B p65 in T47D,3T3,COS7,C6 and HeLa cell lysates using NF- κ B p65 mouse mAb (1:10000 diluted). Predicted band size:65kDa.Observed band size:65kDa.

Anti-NF-kB p65 (3D2) Mouse antibody



Catalog Number: 168064



IF analysis of HeLa and DAPI diluted at 1:100.